

ACTR3 Antibody (monoclonal) (M02)**Mouse monoclonal antibody raised against a full length recombinant ACTR3.****Catalog # AT1035a****Specification**

ACTR3 Antibody (monoclonal) (M02) - Product Information

| | |
|-------------------|--------------------------|
| Application | IF, WB, IHC, E |
| Primary Accession | P61158 |
| Other Accession | BC044590 |
| Reactivity | Human |
| Host | Mouse |
| Clonality | Monoclonal |
| Isotype | IgG1 Kappa |
| Calculated MW | 47371 |

ACTR3 Antibody (monoclonal) (M02) - Additional Information**Gene ID** 10096**Other Names**

Actin-related protein 3, Actin-like protein 3, ACTR3, ARP3

Target/Specificity

ACTR3 (AAH44590, 1 a.a. ~ 418 a.a) full-length recombinant protein with GST tag. MW of the GST tag alone is 26 KDa.

Dilution

WB~~1:500~1000

Format

Clear, colorless solution in phosphate buffered saline, pH 7.2 .

Storage

Store at -20°C or lower. Aliquot to avoid repeated freezing and thawing.

Precautions

ACTR3 Antibody (monoclonal) (M02) is for research use only and not for use in diagnostic or therapeutic procedures.

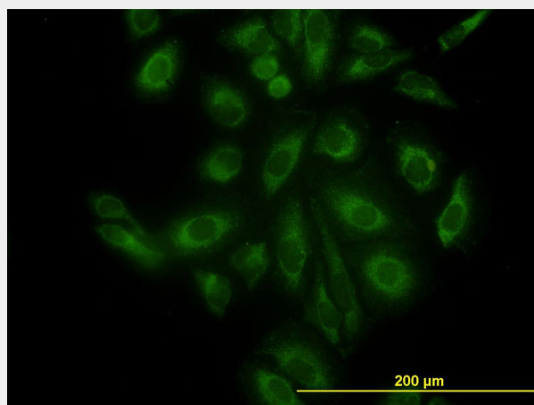
ACTR3 Antibody (monoclonal) (M02) - Protocols

Provided below are standard protocols that you may find useful for product applications.

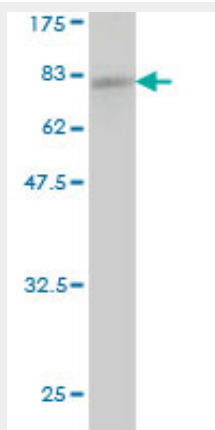
- [Western Blot](#)
- [Blocking Peptides](#)
- [Dot Blot](#)
- [Immunohistochemistry](#)

- [Immunofluorescence](#)
- [Immunoprecipitation](#)
- [Flow Cytometry](#)
- [Cell Culture](#)

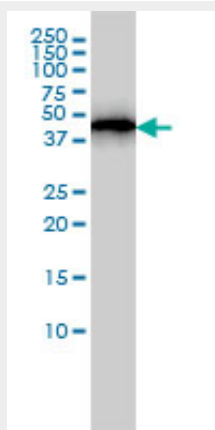
ACTR3 Antibody (monoclonal) (M02) - Images



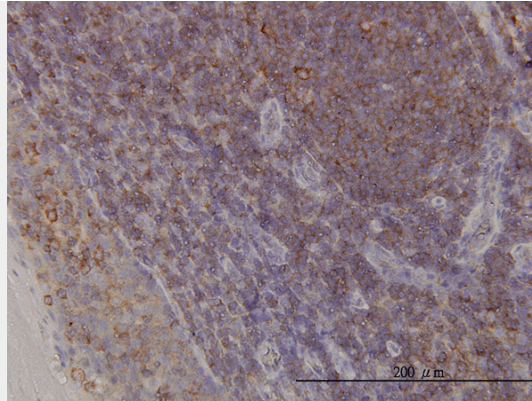
Immunofluorescence of monoclonal antibody to ACTR3 on HeLa cell. [antibody concentration 10 ug/ml]



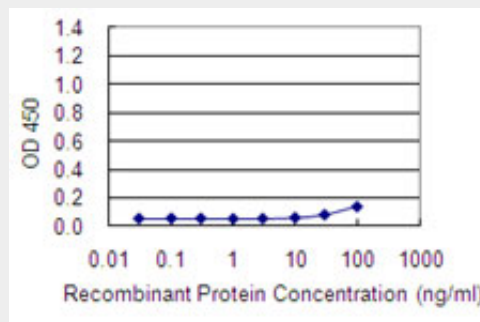
Antibody Reactive Against Recombinant Protein. Western Blot detection against Immunogen (71.72 KDa) .



ACTR3 monoclonal antibody (M02), clone 2B6 Western Blot analysis of ACTR3 expression in A-431 ((Cat # AT1035a)



Immunoperoxidase of monoclonal antibody to ACTR3 on formalin-fixed paraffin-embedded human tonsil. [antibody concentration 6 ug/ml]



Detection limit for recombinant GST tagged ACTR3 is 10 ng/ml as a capture antibody.

ACTR3 Antibody (monoclonal) (M02) - Background

The specific function of this gene has not yet been determined; however, the protein it encodes is known to be a major constituent of the ARP2/3 complex. This complex is located at the cell surface and is essential to cell shape and motility through lamellipodial actin assembly and protrusion.

ACTR3 Antibody (monoclonal) (M02) - References

1.Laser Microdissection and Two-Dimensional Difference Gel Electrophoresis Reveal the Role of a Novel Macrophage-Capping Protein in Lymph Node Metastasis in Gastric Cancer.Ichikawa H, Kanda T, Kosugi SI, Kawachi Y, Sasaki H, Wakai T, Kondo TJ Proteome Res. 2013 Jul 9.2.Annexin A2-Dependent Polymerization of Actin Mediates Endosome Biogenesis.Morel E, Parton RG, Gruenberg J.Dev Cell. 2009 Mar;16(3):445-57.