10320 Camino Santa Fe, Suite G
San Diego, CA 92121
Tel: 858.875.1900 Fax: 858.875.1999

AIF1 Antibody (monoclonal) (M01)

Mouse monoclonal antibody raised against a full length recombinant AIF1.
Catalog # AT1077a

Specification

AIF1 Antibody (monoclonal) (M01) - Product Information

Application	**WB, E**
Primary Accession	P55008
Other Accession	BC009474
Reactivity	**Human**
Host	**mouse**
Clonality	**Monoclonal**
Isotype	**IgG1 kappa**
Calculated MW	**16703**

AIF1 Antibody (monoclonal) (M01) - Additional Information

Gene ID 199

Other Names
Allograft inflammatory factor 1, AIF-1, Ionized calcium-binding adapter molecule 1, Protein G1, AIF1, G1, IBA1

Target/Specificity
AIF1 (AAH09474.1, 1 a.a. ~ 147 a.a) full-length recombinant protein with GST tag. MW of the GST tag alone is 26 KDa.

Dilution
WB~~1:500~1000

Format
Clear, colorless solution in phosphate buffered saline, pH 7.2 .

Storage
Store at -20°C or lower. Aliquot to avoid repeated freezing and thawing.

Precautions
AIF1 Antibody (monoclonal) (M01) is for research use only and not for use in diagnostic or therapeutic procedures.

AIF1 Antibody (monoclonal) (M01) - Protocols

Provided below are standard protocols that you may find useful for product applications.

- Western Blot
- Blocking Peptides
- Dot Blot

10320 Camino Santa Fe, Suite G
San Diego, CA 92121
Tel: 858.875.1900 Fax: 858.875.1999

- Immunohistochemistry
- Immunofluorescence
- Immunoprecipitation
- Flow Cytomety
- Cell Culture

AIF1 Antibody (monoclonal) (M01) - Images

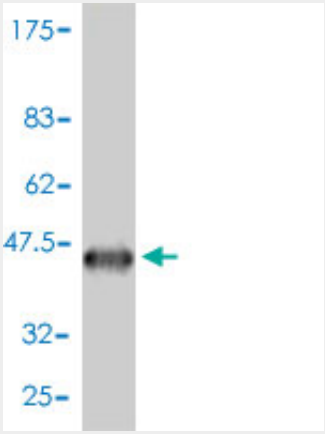

Antibody Reactive Against Recombinant Protein.Western Blot detection against Immunogen (41.91 KDa) .

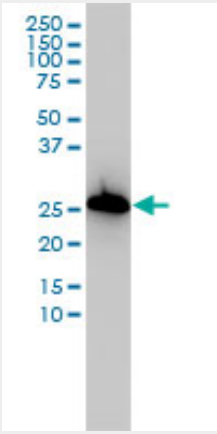

AIF1 monoclonal antibody (M01), clone 2A2-B6 Western Blot analysis of AIF1 expression in K-562 ((Cat # AT1077a)

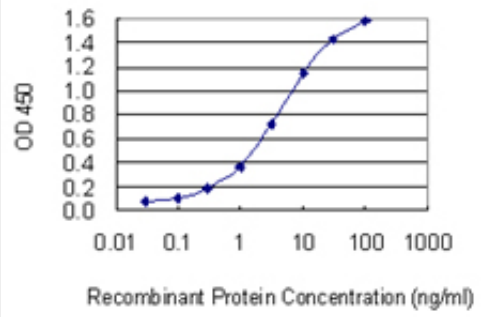

Detection limit for recombinant GST tagged AIF1 is 0.03 ng/ml as a capture antibody.

AIF1 Antibody (monoclonal) (M01) - Background

10320 Camino Santa Fe, Suite G
San Diego, CA 92121
Tel: 858.875.1900 Fax: 858.875.1999

This gene is induced by cytokines and interferon. Its protein product is thought to be involved in negative regulation of growth of vascular smooth muscle cells, which contributes to the anti-inflammatory response to vessel wall trauma. Three transcript variants encoding different isoforms have been found for this gene.

AIF1 Antibody (monoclonal) (M01) - References

1.Allograft inflammatory factor-1/Ionized calcium-binding adapter molecule 1 is specifically expressed by most subpopulations of macrophages and spermatids in testis.Kohler C.Cell Tissue Res. 2007 Nov;330(2):291-302. Epub 2007 Sep 13.