10320 Camino Santa Fe, Suite G
San Diego, CA 92121
Tel: 858.875.1900 Fax: 858.875.1999

CRSP8 Antibody (monoclonal) (M01)

Mouse monoclonal antibody raised against a full length recombinant CRSP8.
Catalog # AT1634a

Specification

CRSP8 Antibody (monoclonal) (M01) - Product Information

Application	**WB, IHC, E**
Primary Accession	Q6P2C8
Other Accession	BC002878
Reactivity	**Human**
Host	**mouse**
Clonality	**Monoclonal**
Isotype	**IgG1 Kappa**
Calculated MW	**35432**

CRSP8 Antibody (monoclonal) (M01) - Additional Information

Gene ID 9442

Other Names
Mediator of RNA polymerase II transcription subunit 27, Cofactor required for Sp1 transcriptional activation subunit 8, CRSP complex subunit 8, Mediator complex subunit 27, P37 TRAP/SMCC/PC2 subunit, Transcriptional coactivator CRSP34, MED27, CRSP34 {ECO:0000312|EMBL:AAD127211}, CRSP8

Target/Specificity
CRSP8 (AAH02878, 1 a.a. ~ 70 a.a) full-length recombinant protein with GST tag. MW of the GST tag alone is 26 KDa.

Dilution
WB~~1:500~1000

Format
Clear, colorless solution in phosphate buffered saline, pH 7.2 .

Storage
Store at -20°C or lower. Aliquot to avoid repeated freezing and thawing.

Precautions
CRSP8 Antibody (monoclonal) (M01) is for research use only and not for use in diagnostic or therapeutic procedures.

CRSP8 Antibody (monoclonal) (M01) - Protocols

Provided below are standard protocols that you may find useful for product applications.

- Western Blot

10320 Camino Santa Fe, Suite G
San Diego, CA 92121
Tel: 858.875.1900 Fax: 858.875.1999

- Blocking Peptides
- Dot Blot
- Immunohistochemistry
- Immunofluorescence
- Immunoprecipitation
- Flow Cytomety
- Cell Culture

CRSP8 Antibody (monoclonal) (M01) - Images

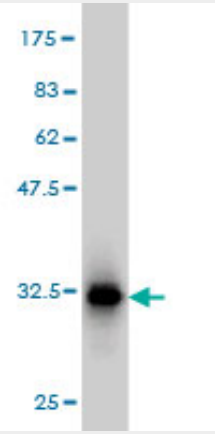

Antibody Reactive Against Recombinant Protein.Western Blot detection against Immunogen (33.44 KDa) .

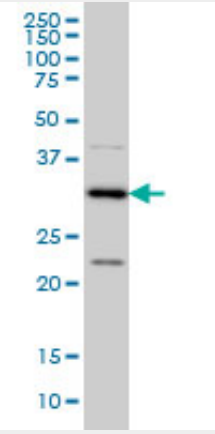

CRSP8 monoclonal antibody (M01), clone 8B8 Western Blot analysis of CRSP8 expression in Hela S3 NE ((Cat # AT1634a)

10320 Camino Santa Fe, Suite G
San Diego, CA 92121
Tel: 858.875.1900 Fax: 858.875.1999

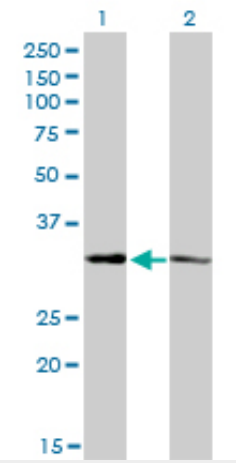

Western Blot analysis of CRSP8 expression in transfected 293T cell line by CRSP8 monoclonal antibody (M01), clone 8B8.

Lane 1: CRSP8 transfected lysate(35.4 KDa).
Lane 2: Non-transfected lysate.

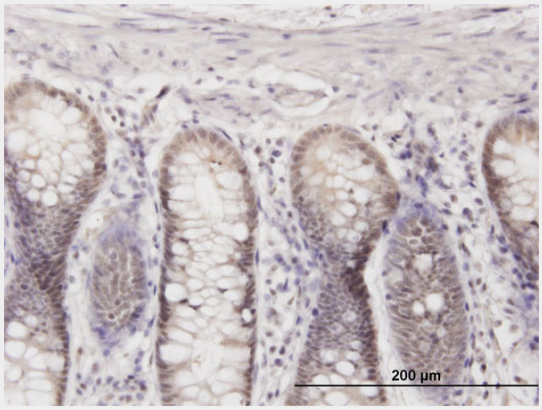

Immunoperoxidase of monoclonal antibody to CRSP8 on formalin-fixed paraffin-embedded human colon. [antibody concentration 0.3 ug/ml]

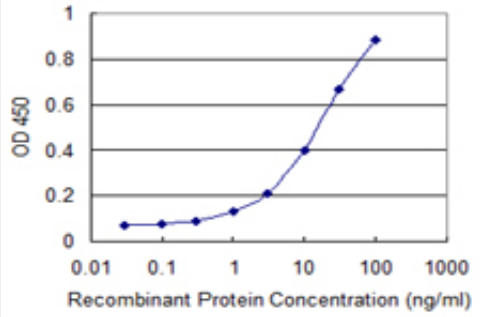

Detection limit for recombinant GST tagged MED27 is 0.3 ng/ml as a capture antibody.

CRSP8 Antibody (monoclonal) (M01) - Background

The activation of gene transcription is a multistep process that is triggered by factors that recognize transcriptional enhancer sites in DNA. These factors work with co-activators to direct transcriptional initiation by the RNA polymerase II apparatus. The protein encoded by this gene is a subunit of the CRSP (cofactor required for SP1 activation) complex, which, along with TFIID, is required for efficient activation by SP1. This protein is also a component of other multisubunit

complexes e.g. thyroid hormone receptor-(TR-) associated proteins which interact with TR and facilitate TR function on DNA templates in conjunction with initiation factors and cofactors.

CRSP8 Antibody (monoclonal) (M01) - References

Toward a confocal subcellular atlas of the human proteome. Barbe L, et al. Mol Cell Proteomics, 2008 Mar. PMID 18029348.MED1/TRAP220 exists predominantly in a TRAP/ Mediator subpopulation enriched in RNA polymerase II and is required for ER-mediated transcription. Zhang X, et al. Mol Cell, 2005 Jul 1. PMID 15989967.The status, quality, and expansion of the NIH full-length cDNA project: the Mammalian Gene Collection (MGC). Gerhard DS, et al. Genome Res, 2004 Oct. PMID 15489334.A set of consensus mammalian mediator subunits identified by multidimensional protein identification technology. Sato S, et al. Mol Cell, 2004 Jun 4. PMID 15175163.DNA sequence and analysis of human chromosome 9. Humphray SJ, et al. Nature, 2004 May 27. PMID 15164053.