10320 Camino Santa Fe, Suite G
San Diego, CA 92121
Tel: 858.875.1900 Fax: 858.875.1999

CTSK Antibody (monoclonal) (M01)

Mouse monoclonal antibody raised against a partial recombinant CTSK.
Catalog # AT1681a

Specification

CTSK Antibody (monoclonal) (M01) - Product Information

Application	**WB, IHC, E**
Primary Accession	P43235
Other Accession	BC016058
Reactivity	**Human**
Host	**mouse**
Clonality	**Monoclonal**
Isotype	**IgG2a Kappa**
Calculated MW	**36966**

CTSK Antibody (monoclonal) (M01) - Additional Information

Gene ID 1513

Other Names
Cathepsin K, Cathepsin O, Cathepsin O2, Cathepsin X, CTSK, CTSO, CTSO2

Target/Specificity
CTSK (AAH16058, 220 a.a. ~ 329 a.a) partial recombinant protein with GST tag. MW of the GST tag alone is 26 KDa.

Dilution
WB~~1:500~1000

Format
Clear, colorless solution in phosphate buffered saline, pH 7.2 .

Storage
Store at -20°C or lower. Aliquot to avoid repeated freezing and thawing.

Precautions
CTSK Antibody (monoclonal) (M01) is for research use only and not for use in diagnostic or therapeutic procedures.

CTSK Antibody (monoclonal) (M01) - Protocols

Provided below are standard protocols that you may find useful for product applications.

- Western Blot
- Blocking Peptides
- Dot Blot
- Immunohistochemistry

10320 Camino Santa Fe, Suite G
San Diego, CA 92121
Tel: 858.875.1900 Fax: 858.875.1999

- Immunofluorescence
- Immunoprecipitation
- Flow Cytomety
- Cell Culture

CTSK Antibody (monoclonal) (M01) - Images

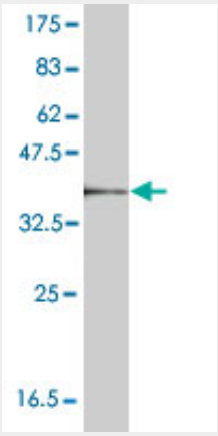

Antibody Reactive Against Recombinant Protein.Western Blot detection against Immunogen (37.95 KDa) .

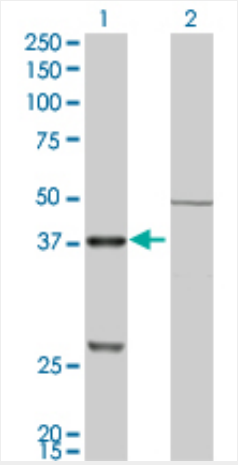

Western Blot analysis of CTSK expression in transfected 293T cell line by CTSK monoclonal antibody (M01), clone 2F1.

Lane 1: CTSK transfected lysate(37 KDa).
Lane 2: Non-transfected lysate.

10320 Camino Santa Fe, Suite G
San Diego, CA 92121
Tel: 858.875.1900 Fax: 858.875.1999

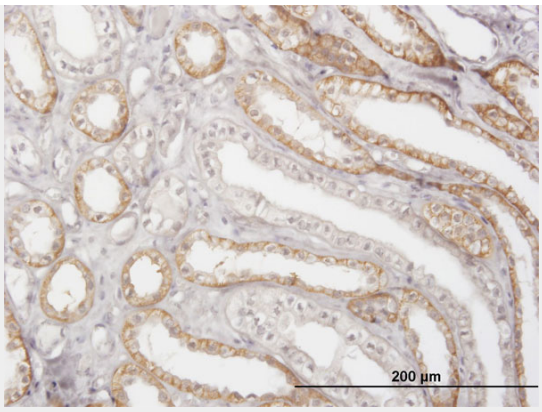

Immunoperoxidase of monoclonal antibody to CTSK on formalin-fixed paraffin-embedded human kidney. [antibody concentration 3 ug/ml]

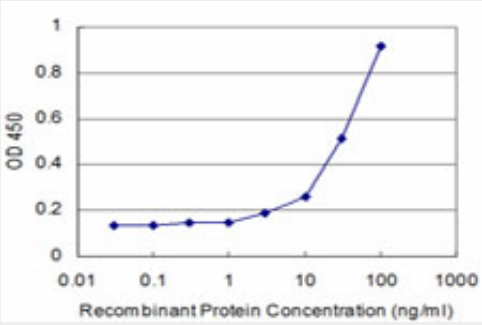

Detection limit for recombinant GST tagged CTSK is approximately 3ng/ml as a capture antibody.

CTSK Antibody (monoclonal) (M01) - Background

The protein encoded by this gene is a lysosomal cysteine proteinase involved in bone remodeling and resorption. This protein, which is a member of the peptidase C1 protein family, is predominantly expressed in osteoclasts. However, the encoded protein is also expressed in a significant fraction of human breast cancers, where it could contribute to tumor invasiveness. Mutations in this gene are the cause of pycnodysostosis, an autosomal recessive disease characterized by osteosclerosis and short stature. This gene may be subject to RNA editing.

CTSK Antibody (monoclonal) (M01) - References

1.Simultaneous expression of Cathepsins B and K in pulmonary adenocarcinomas and squamous cell carcinomas predicts poor recurrence-free and overall survival.Cordes C, Bartling B, Simm A, Afar D, Lautenschlager C, Hansen G, Silber RE, Burdach S, Hofmann HS.Lung Cancer. 2009 Apr;64(1):79-85. Epub 2008 Aug 29.