

EIF4G1 Antibody (monoclonal) (M10)**Mouse monoclonal antibody raised against a partial recombinant EIF4G1.****Catalog # AT1881a****Specification**

EIF4G1 Antibody (monoclonal) (M10) - Product Information

Application	IF, WB, E
Primary Accession	Q04637
Other Accession	NM_182917
Reactivity	Human, Mouse, Rat
Host	mouse
Clonality	Monoclonal
Isotype	IgG2b Kappa
Calculated MW	175491

EIF4G1 Antibody (monoclonal) (M10) - Additional Information**Gene ID** 1981**Other Names**

Eukaryotic translation initiation factor 4 gamma 1, eIF-4-gamma 1, eIF-4G 1, eIF-4G1, p220, EIF4G1, EIF4F, EIF4G, EIF4GI

Target/Specificity

EIF4G1 (NP_886553, 1500 a.a. ~ 1599 a.a) partial recombinant protein with GST tag. MW of the GST tag alone is 26 KDa.

Dilution

WB~~1:500~1000

Format

Clear, colorless solution in phosphate buffered saline, pH 7.2 .

Storage

Store at -20°C or lower. Aliquot to avoid repeated freezing and thawing.

Precautions

EIF4G1 Antibody (monoclonal) (M10) is for research use only and not for use in diagnostic or therapeutic procedures.

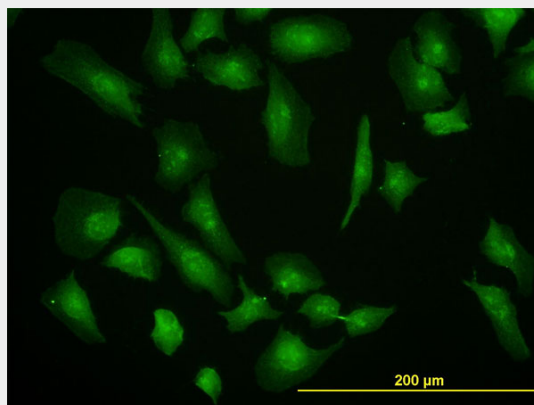
EIF4G1 Antibody (monoclonal) (M10) - Protocols

Provided below are standard protocols that you may find useful for product applications.

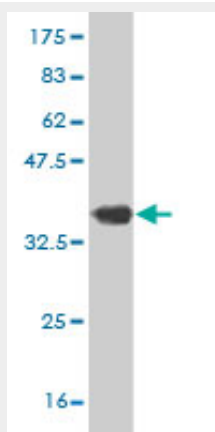
- [Western Blot](#)
- [Blocking Peptides](#)
- [Dot Blot](#)

- [Immunohistochemistry](#)
- [Immunofluorescence](#)
- [Immunoprecipitation](#)
- [Flow Cytometry](#)
- [Cell Culture](#)


EIF4G1 Antibody (monoclonal) (M10) - Images



Immunofluorescence of monoclonal antibody to EIF4G1 on HeLa cell. [antibody concentration 10 ug/ml]




Antibody Reactive Against Recombinant Protein. Western Blot detection against Immunogen (36.74 KDa) .




EIF4G1 monoclonal antibody (M10), clone 2A9. Western Blot analysis of EIF4G1 expression in

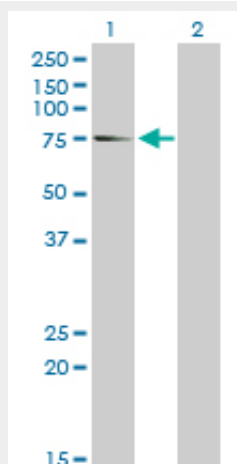
PC-12((Cat # AT1881a)



EIF4G1 monoclonal antibody (M10), clone 2A9 Western Blot analysis of EIF4G1 expression in HepG2 ((Cat # AT1881a)



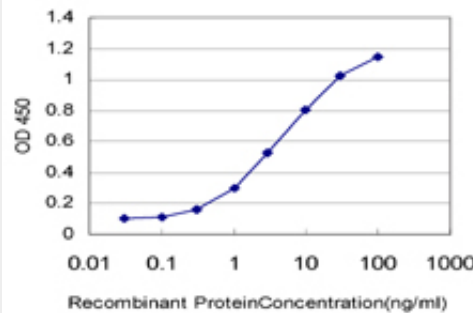
EIF4G1 monoclonal antibody (M10), clone 2A9. Western Blot analysis of EIF4G1 expression in NIH/3T3((Cat # AT1881a)



Western Blot analysis of EIF4G1 expression in transfected 293T cell line by EIF4G1 monoclonal antibody (M10), clone 2A9.

Lane 1: EIF4G1 transfected lysate(70.95 KDa).

Lane 2: Non-transfected lysate.



Detection limit for recombinant GST tagged EIF4G1 is approximately 0.03ng/ml as a capture antibody.

EIF4G1 Antibody (monoclonal) (M10) - Background

The protein encoded by this gene is a component of the multi-subunit protein complex EIF4F. This complex facilitates the recruitment of mRNA to the ribosome, which is a rate-limiting step during the initiation phase of protein synthesis. The recognition of the mRNA cap and the ATP-dependent unwinding of 5'-terminal secondary structure is catalyzed by factors in this complex. The subunit encoded by this gene is a large scaffolding protein that contains binding sites for other members of the EIF4F complex. A domain at its N-terminus can also interact with the poly(A)-binding protein, which may mediate the circularization of mRNA during translation. Alternative splicing results in multiple transcript variants, some of which are derived from alternative promoter usage.

EIF4G1 Antibody (monoclonal) (M10) - References

Over-expression of eukaryotic translation initiation factor 4 gamma 1 correlates with tumor progression and poor prognosis in nasopharyngeal carcinoma. Tu L, et al. Mol Cancer, 2010 Apr 16. PMID 20398343. Nuclear assortment of eIF4E coincides with shut-off of host protein synthesis upon poliovirus infection. Sukarieh R, et al. J Gen Virol, 2010 May. PMID 20053821. NAD(P)H quinone-oxydoreductase 1 protects eukaryotic translation initiation factor 4G1 from degradation by the proteasome. Alard A, et al. Mol Cell Biol, 2010 Feb. PMID 20028737. HIV- 1 protease inhibits Cap- and poly(A)-dependent translation upon eIF4G1 and PABP cleavage. Castell? A, et al. PLoS One, 2009 Nov 24. PMID 19956697. The Hsp90 inhibitor geldanamycin abrogates colocalization of eIF4E and eIF4E-transporter into stress granules and association of eIF4E with eIF4G. Suzuki Y, et al. J Biol Chem, 2009 Dec 18. PMID 19850929.