

**SNW1 / SKIP Antibody (C-Terminus)**  
**Rabbit Polyclonal Antibody**  
**Catalog # ALS11480****Specification**

---

**SNW1 / SKIP Antibody (C-Terminus) - Product Information**

Application	WB, IHC
Primary Accession	<a href="#">Q13573</a>
Reactivity	Human, Mouse, Rat
Host	Rabbit
Clonality	Polyclonal
Calculated MW	61kDa KDa

**SNW1 / SKIP Antibody (C-Terminus) - Additional Information****Gene ID** 22938**Other Names**

SNW domain-containing protein 1, Nuclear protein SkiP, Nuclear receptor coactivator NCoA-62, Ski-interacting protein, SNW1, SKIIP, SKIP

**Target/Specificity**

16 amino acid peptide from near the carboxy terminus of human SkiP

**Reconstitution & Storage**

Short term 4°C, long term aliquot and store at -20°C, avoid freeze thaw cycles. Store undiluted.

**Precautions**

SNW1 / SKIP Antibody (C-Terminus) is for research use only and not for use in diagnostic or therapeutic procedures.

**SNW1 / SKIP Antibody (C-Terminus) - Protein Information****Name** SNW1**Function**

Involved in pre-mRNA splicing as component of the spliceosome (PubMed:<a href="http://www.uniprot.org/citations/11991638" target="\_blank">11991638</a>, PubMed:<a href="http://www.uniprot.org/citations/28502770" target="\_blank">28502770</a>, PubMed:<a href="http://www.uniprot.org/citations/28076346" target="\_blank">28076346</a>). As a component of the minor spliceosome, involved in the splicing of U12-type introns in pre-mRNAs (Probable). Required for the specific splicing of CDKN1A pre- mRNA; the function probably involves the recruitment of U2AF2 to the mRNA. May recruit PPIL1 to the spliceosome. May be involved in cyclin- D1/CCND1 mRNA stability through the SNARP complex which associates with both the 3'end of the CCND1 gene and its mRNA. Involved in transcriptional regulation. Modulates TGF-beta-mediated transcription via association with SMAD proteins, MYOD1-mediated transcription via association with PABPN1, RB1-mediated transcriptional repression, and retinoid-X receptor (RXR)- and vitamin D receptor (VDR)-dependent gene transcription in a cell line-specific

manner probably involving coactivators NCOA1 and GRIP1. Is involved in NOTCH1-mediated transcriptional activation. Binds to multimerized forms of Notch intracellular domain (NICD) and is proposed to recruit transcriptional coactivators such as MAML1 to form an intermediate preactivation complex which associates with DNA-bound CBF-1/RBPJ to form a transcriptional activation complex by releasing SNW1 and redundant NOTCH1 NICD.

#### Cellular Location

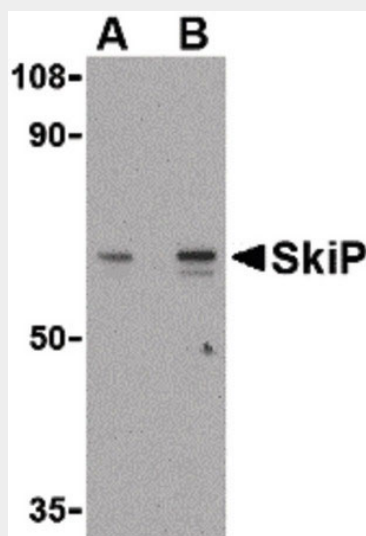
Nucleus

#### SNW1 / SKIP Antibody (C-Terminus) - Protocols

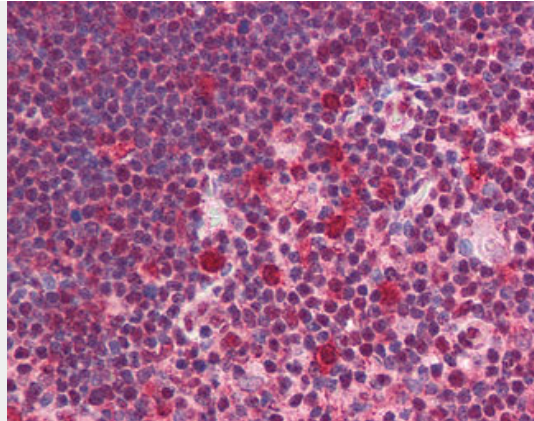
Provided below are standard protocols that you may find useful for product applications.

- [Western Blot](#)
- [Blocking Peptides](#)
- [Dot Blot](#)
- [Immunohistochemistry](#)
- [Immunofluorescence](#)
- [Immunoprecipitation](#)
- [Flow Cytometry](#)
- [Cell Culture](#)

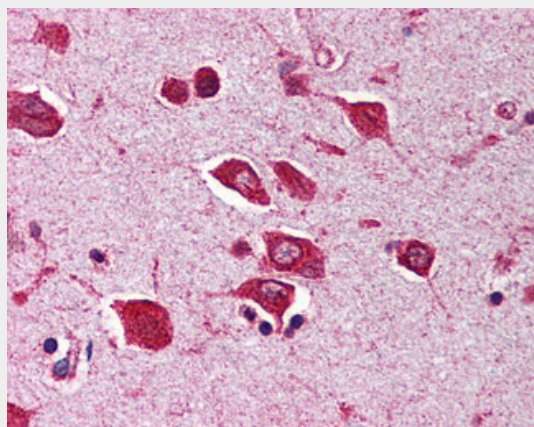
#### SNW1 / SKIP Antibody (C-Terminus) - Images



Western blot of Skip in mouse skeletal muscle tissue lysate with Skip antibody at (A) 0.5 and...



Anti-SNW1 antibody IHC of human thymus.



Anti-SNW1 antibody IHC of human brain, cortex.

### **SNW1 / SKIP Antibody (C-Terminus) - Background**

Involved in transcriptional regulation. Modulates TGF- $\beta$ -mediated transcription via association with SMAD proteins, MYOD1-mediated transcription via association with PABPN1, RB1-mediated transcriptional repression, and retinoid-X receptor (RXR)- and vitamin D receptor (VDR)-dependent gene transcription in a cell line-specific manner probably involving coactivators NCOA1 and GRIP1. Is involved in NOTCH1-mediated transcriptional activation. Binds to multimerized forms of Notch intracellular domain (NICD) and is proposed to recruit transcriptional coactivators such as MAML1 to form an intermediate preactivation complex which associates with DNA-bound CBF-1/RBPJ to form a transcriptional activation complex by releasing SNW1 and redundant NOTCH1 NICD. Proposed to be involved in transcriptional activation by EBV EBNA2 of CBF-1/RBPJ-repressed promoters. Is recruited by HIV-1 Tat to Tat:P-TEFb:TAR RNA complexes and is involved in Tat transcription by recruitment of MYC, MEN1 and TRRAP to the HIV promoter. Functions as a splicing factor in pre-mRNA splicing. Is required in the specific splicing of CDKN1A pre-mRNA; the function probably involves the recruitment of U2AF2 to the mRNA. Is proposed to recruit PPIL1 to the spliceosome. May be involved in cyclin-D1/CCND1 mRNA stability through the SNARP complex which associates with both the 3' end of the CCND1 gene and its mRNA.

### **SNW1 / SKIP Antibody (C-Terminus) - References**

- Baudino T.A., et al. J. Biol. Chem. 273:16434-16441(1998).  
Dahl R., et al. Oncogene 16:1579-1586(1998).  
Kalnina N., et al. Submitted (OCT-2004) to the EMBL/GenBank/DDBJ databases.  
Ota T., et al. Nat. Genet. 36:40-45(2004).  
Heilig R., et al. Nature 421:601-607(2003).

