

HMGIY / HMGA1 Antibody
Goat Polyclonal Antibody
Catalog # ALS13110**Specification**

HMGIY / HMGA1 Antibody - Product Information

Application	IHC, WB
Primary Accession	P17096
Reactivity	Human, Mouse, Rat, Rabbit, Hamster, Monkey, Pig, Horse, Dog
Host	Goat
Clonality	Polyclonal
Calculated MW	12kDa KDa

HMGIY / HMGA1 Antibody - Additional Information**Gene ID** 3159**Other Names**

High mobility group protein HMG-I/HMG-Y, HMG-I(Y), High mobility group AT-hook protein 1, High mobility group protein A1, High mobility group protein R, HMGA1, HMGIY

Target/Specificity

Human HMGA1. This antibody is expected to recognize reported isoforms a (NP_665906.1, NP_665908.1, NP_665911.1) and b (NP_002122.1, NP_665910.1, NP_665912.1). This antibody is not expected to cross-react with HMGA2.

Reconstitution & Storage

Store at -20°C. Minimize freezing and thawing.

Precautions

HMGIY / HMGA1 Antibody is for research use only and not for use in diagnostic or therapeutic procedures.

HMGIY / HMGA1 Antibody - Protein Information**Name** HMGA1**Synonyms** HMGIY**Function**

HMG-I/Y bind preferentially to the minor groove of A+T rich regions in double-stranded DNA. It is suggested that these proteins could function in nucleosome phasing and in the 3'-end processing of mRNA transcripts. They are also involved in the transcription regulation of genes containing, or in close proximity to A+T-rich regions.

Cellular Location

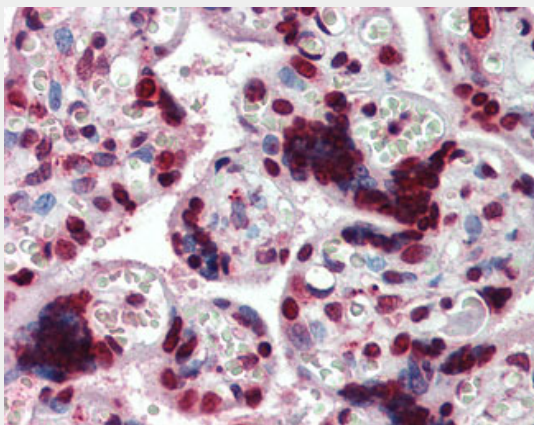
Nucleus. Chromosome.

HMGIY / HMGA1 Antibody - Protocols

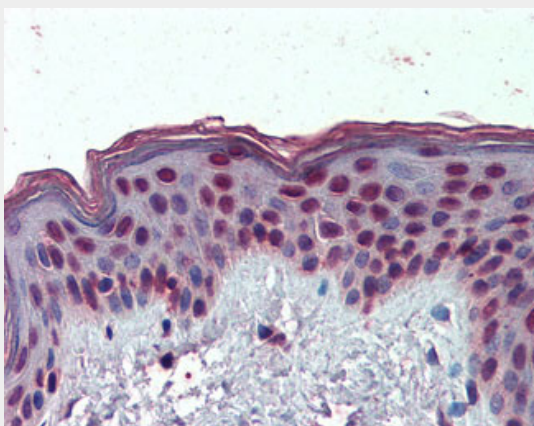
Provided below are standard protocols that you may find useful for product applications.

- [Western Blot](#)
- [Blocking Peptides](#)
- [Dot Blot](#)
- [Immunohistochemistry](#)
- [Immunofluorescence](#)
- [Immunoprecipitation](#)
- [Flow Cytometry](#)
- [Cell Culture](#)

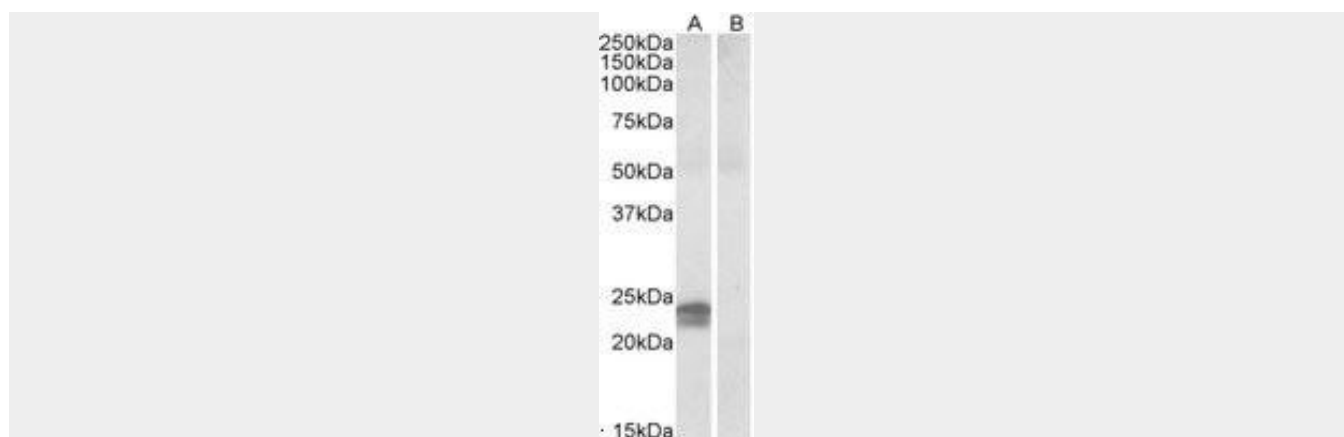
HMGIY / HMGA1 Antibody - Images



Anti-HMGA1 antibody IHC of human placenta.



Anti-HMGA1 antibody IHC of human skin.



Staining (0.5 ug/ml) of Human Pancreas lysate (35 ug protein in RIPA buffer) with (B) and...

HMGIY / HMGA1 Antibody - Background

HMG-I/Y bind preferentially to the minor groove of A+T rich regions in double-stranded DNA. It is suggested that these proteins could function in nucleosome phasing and in the 3'-end processing of mRNA transcripts. They are also involved in the transcription regulation of genes containing, or in close proximity to A+T-rich regions.

HMGIY / HMGA1 Antibody - References

- Eckner R.,et al.Nucleic Acids Res. 17:5947-5959(1989).
- Johnson K.R.,et al.Mol. Cell. Biol. 9:2114-2123(1989).
- Friedmann M.,et al.Nucleic Acids Res. 21:4259-4267(1993).
- Nagpal S.,et al.J. Biol. Chem. 274:22563-22568(1999).
- Mungall A.J.,et al.Nature 425:805-811(2003).