10320 Camino Santa Fe, Suite G
San Diego, CA 92121
Tel: 858.875.1900 Fax: 858.875.1999

PAPPA2 / Pappalysin 2 Antibody (N-Terminus)
Rabbit Polyclonal Antibody
Catalog # ALS14000

Specification

PAPPA2 / Pappalysin 2 Antibody (N-Terminus) - Product Information

Application	**ICC, IF, WB, IHC**
Primary Accession	Q9BXP8
Reactivity	**Human, Mouse, Rat**
Host	**Rabbit**
Clonality	**Polyclonal**
Calculated MW	**199kDa KDa**

PAPPA2 / Pappalysin 2 Antibody (N-Terminus) - Additional Information

Gene ID 60676

Other Names
Pappalysin-2, 3.4.24.-, Pregnancy-associated plasma protein A2, PAPP-A2, Pregnancy-associated plasma protein E1, PAPP-E, PAPPA2, PLAC3

Target/Specificity
Human PAPPA2

Reconstitution & Storage
Short term 4°C, long term aliquot and store at -20°C, avoid freeze thaw cycles. Store undiluted.

Precautions
PAPPA2 / Pappalysin 2 Antibody (N-Terminus) is for research use only and not for use in diagnostic or therapeutic procedures.

PAPPA2 / Pappalysin 2 Antibody (N-Terminus) - Protein Information

Name PAPPA2

Synonyms PLAC3

Function
Metalloproteinase which specifically cleaves insulin-like growth factor binding protein (IGFBP)-5 at the '163-Ser-|-Lys-164' bond. Shows limited proteolysis toward IGFBP-3.

Cellular Location
Secreted.

Tissue Location
Expressed abundantly in placenta, and non-pregnant mammary gland with low expression in the kidney, fetal brain and pancreas.

10320 Camino Santa Fe, Suite G
San Diego, CA 92121
Tel: 858.875.1900 Fax: 858.875.1999

PAPPA2 / Pappalysin 2 Antibody (N-Terminus) - Protocols

Provided below are standard protocols that you may find useful for product applications.

- Western Blot
- Blocking Peptides
- Dot Blot
- Immunohistochemistry
- Immunofluorescence
- Immunoprecipitation
- Flow Cytomety
- Cell Culture

PAPPA2 / Pappalysin 2 Antibody (N-Terminus) - Images

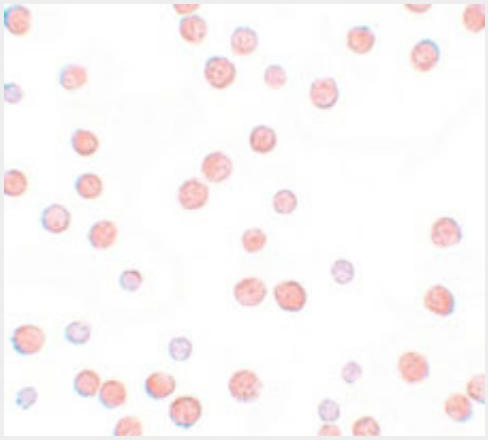

Immunocytochemistry of PLAC3 in HeLa cells with PLAC3 antibody at 10 ug/ml.

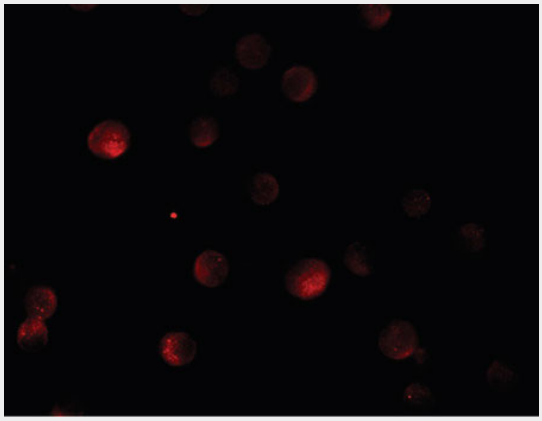

Immunofluorescence of PLAC3 in HeLa cells with PLAC3 antibody at 20 ug/ml.

10320 Camino Santa Fe, Suite G
San Diego, CA 92121
Tel: 858.875.1900 Fax: 858.875.1999

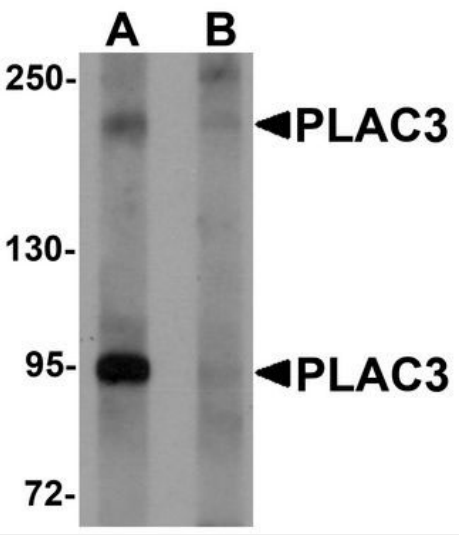

Western blot analysis of PLAC3 in HeLa cell lysate with PLAC3 antibody at 1 ug/ml in (A) the...

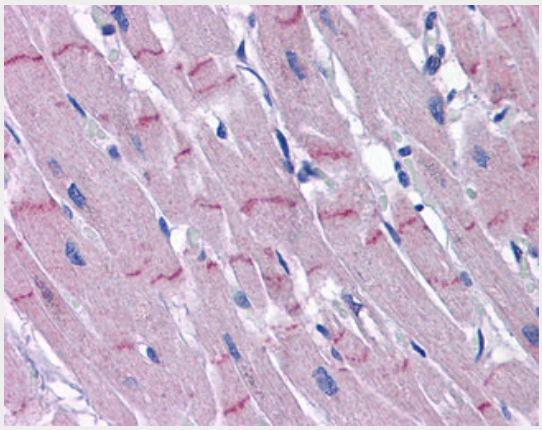

Anti-PAPPA2 antibody IHC of human heart.

PAPPA2 / Pappalysin 2 Antibody (N-Terminus) - Background

Metalloproteinase which specifically cleaves IGFBP-5. Shows limited proteolysis toward IGFBP-3.

PAPPA2 / Pappalysin 2 Antibody (N-Terminus) - References

Overgaard M.T.,et al.J. Biol. Chem. 276:21849-21853(2001).
Page N.M.,et al.Placenta 22:681-687(2001).
Gregory S.G.,et al.Nature 441:315-321(2006).
Mural R.J.,et al.Submitted (JUL-2005) to the EMBL/GenBank/DDBJ databases.
Farr M.,et al.Biochim. Biophys. Acta 1493:356-362(2000).