

TNF Alpha Antibody (clone M 1 C4)
Mouse Monoclonal Antibody
Catalog # ALS14356**Specification**

TNF Alpha Antibody (clone M 1 C4) - Product Information

Application	WB, IHC-P, E
Primary Accession	P01375
Reactivity	Human, Rat
Host	Mouse
Clonality	Monoclonal
Calculated MW	26kDa KDa
Dilution	WB~~1:1000 IHC-P~~N/A E~~N/A

TNF Alpha Antibody (clone M 1 C4) - Additional Information**Gene ID** 7124**Other Names**

Tumor necrosis factor, Cachectin, TNF-alpha, Tumor necrosis factor ligand superfamily member 2, TNF-a, Tumor necrosis factor, membrane form, N-terminal fragment, NTF, Intracellular domain 1, ICD1, Intracellular domain 2, ICD2, C-domain 1, C-domain 2, Tumor necrosis factor, soluble form, TNF, TNFA, TNFSF2

Target/Specificity

Human TNF

Reconstitution & Storage

Short term 4°C, long term aliquot and store at -20°C, avoid freeze thaw cycles.

Precautions

TNF Alpha Antibody (clone M 1 C4) is for research use only and not for use in diagnostic or therapeutic procedures.

TNF Alpha Antibody (clone M 1 C4) - Protein Information**Name** TNF**Synonyms** TNFA, TNFSF2**Function**

Cytokine that binds to TNFRSF1A/TNFR1 and TNFRSF1B/TNFR. It is mainly secreted by macrophages and can induce cell death of certain tumor cell lines. It is potent pyrogen causing fever by direct action or by stimulation of interleukin-1 secretion and is implicated in the induction of cachexia. Under certain conditions it can stimulate cell proliferation and induce cell differentiation. Impairs regulatory T- cells (Treg) function in individuals with rheumatoid arthritis

via FOXP3 dephosphorylation. Up-regulates the expression of protein phosphatase 1 (PP1), which dephosphorylates the key 'Ser-418' residue of FOXP3, thereby inactivating FOXP3 and rendering Treg cells functionally defective (PubMed: [23396208](http://www.uniprot.org/citations/23396208)). Key mediator of cell death in the anticancer action of BCG-stimulated neutrophils in combination with DIABLO/SMAC mimetic in the RT4v6 bladder cancer cell line (PubMed: [16829952](http://www.uniprot.org/citations/16829952), PubMed: [22517918](http://www.uniprot.org/citations/22517918), PubMed: [23396208](http://www.uniprot.org/citations/23396208)). Induces insulin resistance in adipocytes via inhibition of insulin-induced IRS1 tyrosine phosphorylation and insulin-induced glucose uptake. Induces GKAP42 protein degradation in adipocytes which is partially responsible for TNF-induced insulin resistance (By similarity). Plays a role in angiogenesis by inducing VEGF production synergistically with IL1B and IL6 (PubMed: [12794819](http://www.uniprot.org/citations/12794819)). Promotes osteoclastogenesis and therefore mediates bone resorption (By similarity).

Cellular Location

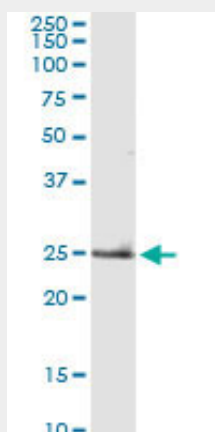
Cell membrane; Single-pass type II membrane protein [Tumor necrosis factor, soluble form]: Secreted [C-domain 2]: Secreted.

TNF Alpha Antibody (clone M 1 C4) - Protocols

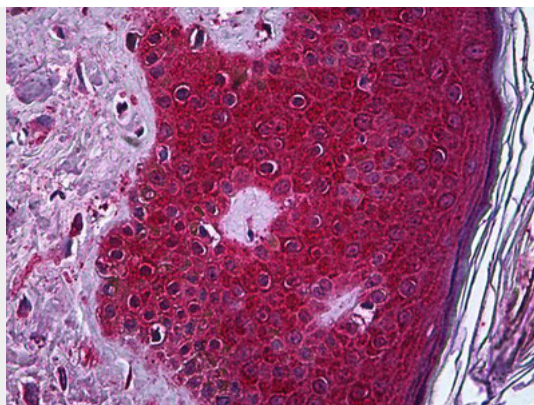
Provided below are standard protocols that you may find useful for product applications.

- [Western Blot](#)
- [Blocking Peptides](#)
- [Dot Blot](#)
- [Immunohistochemistry](#)
- [Immunofluorescence](#)
- [Immunoprecipitation](#)
- [Flow Cytometry](#)
- [Cell Culture](#)

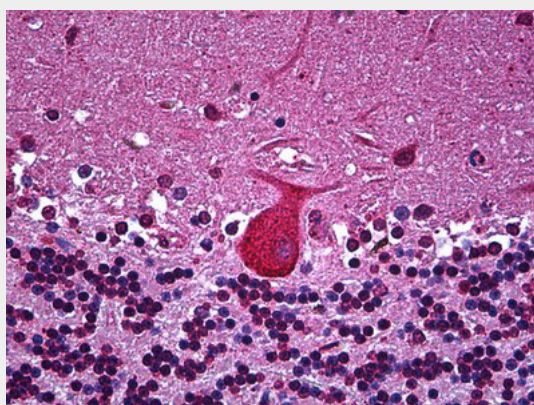
TNF Alpha Antibody (clone M 1 C4) - Images



TNF monoclonal antibody, ALS14356. Western blot of TNF expression in rat liver.



Anti-TNF Alpha antibody IHC of human skin.



Anti-TNF Alpha antibody IHC of human brain, cerebellum.

TNF Alpha Antibody (clone M 1 C4) - Background

Cytokine that binds to TNFRSF1A/TNFR1 and TNFRSF1B/TNFR. It is mainly secreted by macrophages and can induce cell death of certain tumor cell lines. It is potent pyrogen causing fever by direct action or by stimulation of interleukin-1 secretion and is implicated in the induction of cachexia, Under certain conditions it can stimulate cell proliferation and induce cell differentiation.

TNF Alpha Antibody (clone M 1 C4) - References

Nedospasov S.A.,et al.Cold Spring Harb. Symp. Quant. Biol. 51:611-624(1986).
Pennica D.,et al.Nature 312:724-729(1984).
Shirai T.,et al.Nature 313:803-806(1985).
Nedwin G.E.,et al.Nucleic Acids Res. 13:6361-6373(1985).
Wang A.M.,et al.Science 228:149-154(1985).

TNF Alpha Antibody (clone M 1 C4) - Citations

- [Monocyte chemoattractant protein 1 released from macrophages induced by hepatitis C virus promotes monocytes migration.](#)