

**HSP70 / Heat Shock Protein 70 Antibody (clone 5A5)**  
**Mouse Monoclonal Antibody**  
**Catalog # ALS14979****Specification**

---

**HSP70 / Heat Shock Protein 70 Antibody (clone 5A5) - Product Information**

Application	WB, IHC
Reactivity	Human, Mouse, Rat, Chicken, Yeast, Amphibian, Fish, Drosophila
Host	Mouse
Clonality	Monoclonal

**HSP70 / Heat Shock Protein 70 Antibody (clone 5A5) - Additional Information****Target/Specificity**

Detects several members of the heat shock protein 70kD gene family including Hsp70, Hsc70, Grp78, and following heat shock, Hsp72. IF staining of Hsp70 in heat shocked HeLa cells results in cytoplasmic staining.

**Reconstitution & Storage**

Short term 4°C, long term aliquot and store at -20°C, avoid freeze thaw cycles.


**Precautions**


HSP70 / Heat Shock Protein 70 Antibody (clone 5A5) is for research use only and not for use in diagnostic or therapeutic procedures.

**HSP70 / Heat Shock Protein 70 Antibody (clone 5A5) - Protein Information****HSP70 / Heat Shock Protein 70 Antibody (clone 5A5) - Protocols**

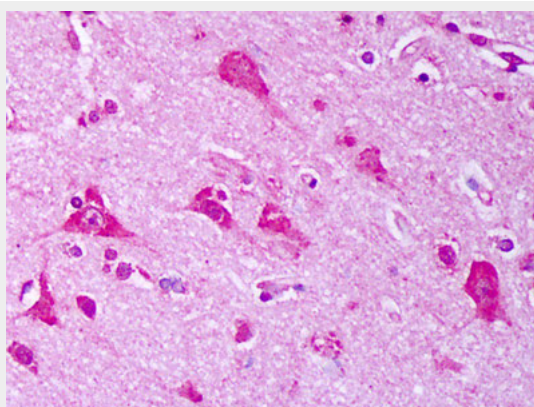
Provided below are standard protocols that you may find useful for product applications.

- [Western Blot](#)
- [Blocking Peptides](#)
- [Dot Blot](#)
- [Immunohistochemistry](#)
- [Immunofluorescence](#)
- [Immunoprecipitation](#)
- [Flow Cytometry](#)
- [Cell Culture](#)

**HSP70 / Heat Shock Protein 70 Antibody (clone 5A5) - Images**



Hsp70 (5A5), Rat lysate.



Anti-HSP70 / Heat Shock Protein 70 antibody IHC of human brain, cortex neurons.