

NUMB Antibody (aa1-50)
Rabbit Polyclonal Antibody
Catalog # ALS15288**Specification**

NUMB Antibody (aa1-50) - Product Information

Application	WB, IHC
Primary Accession	P49757
Reactivity	Human, Mouse, Rat, Monkey, Bovine
Host	Rabbit
Clonality	Polyclonal
Calculated MW	71kDa KDa

NUMB Antibody (aa1-50) - Additional Information**Gene ID** 8650**Other Names**

Protein numb homolog, h-Numb, Protein S171, NUMB

Target/Specificity

Human NUMB

Reconstitution & Storage

Store at 4°C for short term applications. For long term storage, aliquot and store at -20°C.

Precautions

NUMB Antibody (aa1-50) is for research use only and not for use in diagnostic or therapeutic procedures.

NUMB Antibody (aa1-50) - Protein Information**Name** NUMB ([HGNC:8060](#))**Function**

Regulates clathrin-mediated receptor endocytosis (PubMed:18657069). Plays a role in the process of neurogenesis (By similarity). Required throughout embryonic neurogenesis to maintain neural progenitor cells, also called radial glial cells (RGCs), by allowing their daughter cells to choose progenitor over neuronal cell fate (By similarity). Not required for the proliferation of neural progenitor cells before the onset of neurogenesis. Also involved postnatally in the subventricular zone (SVZ) neurogenesis by regulating SVZ neuroblasts survival and ependymal wall integrity (By similarity). May also mediate local repair of brain ventricular wall damage (By similarity).

Cellular Location

Cell membrane; Peripheral membrane protein; Cytoplasmic side. Endosome membrane; Peripheral membrane protein; Cytoplasmic side. Note=Localizes to perinuclear endosomes in an

AAK1-dependent manner.

NUMB Antibody (aa1-50) - Protocols

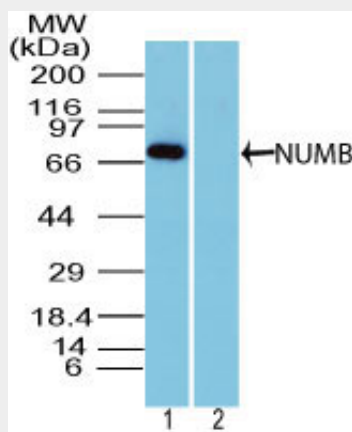
Provided below are standard protocols that you may find useful for product applications.

- [Western Blot](#)
- [Blocking Peptides](#)
- [Dot Blot](#)
- [Immunohistochemistry](#)
- [Immunofluorescence](#)
- [Immunoprecipitation](#)

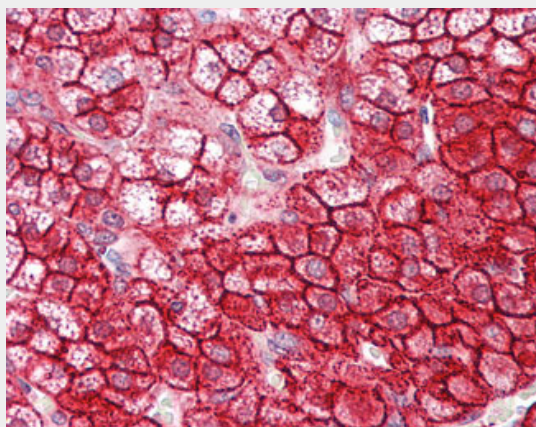
- [Flow Cytometry](#)

- [Cell Culture](#)

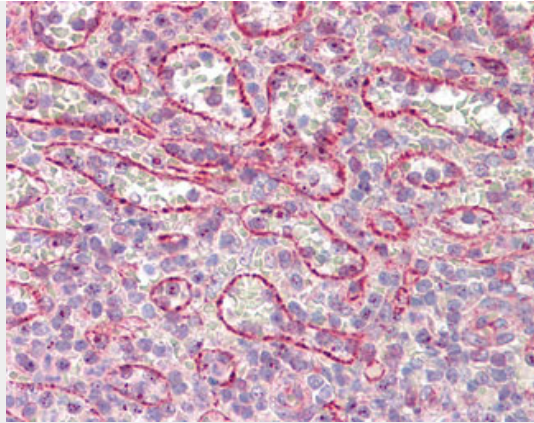
NUMB Antibody (aa1-50) - Images



Western blot of NUMB in mouse brain lysate in the 1) absence and 2) presence of immunizing...



Anti-NUMB antibody IHC of human adrenal.



Anti-NUMB antibody IHC of human spleen.

NUMB Antibody (aa1-50) - Background

Plays a role in the process of neurogenesis. Required throughout embryonic neurogenesis to maintain neural progenitor cells, also called radial glial cells (RGCs), by allowing their daughter cells to choose progenitor over neuronal cell fate. Not required for the proliferation of neural progenitor cells before the onset of neurogenesis. Also involved postnatally in the subventricular zone (SVZ) neurogenesis by regulating SVZ neuroblasts survival and ependymal wall integrity. May also mediate local repair of brain ventricular wall damage.

NUMB Antibody (aa1-50) - References

Salcini A.E.,et al.Genes Dev. 11:2239-2249(1997).
Verdi J.M.,et al.Proc. Natl. Acad. Sci. U.S.A. 96:10472-10476(1999).
Haider M.,et al.Placenta 32:441-449(2011).
Ye Q.,et al.Submitted (NOV-1998) to the EMBL/GenBank/DDBJ databases.
Ota T.,et al.Nat. Genet. 36:40-45(2004).