

**BAF53 / ACTL6A Antibody (aa201-250)**  
**Rabbit Polyclonal Antibody**  
**Catalog # ALS15750****Specification**

---

**BAF53 / ACTL6A Antibody (aa201-250) - Product Information**

Application	WB, IHC-P, IF, E
Primary Accession	<a href="#">O96019</a>
Reactivity	Human, Mouse, Rat
Host	Rabbit
Clonality	Polyclonal
Calculated MW	47kDa KDa
Dilution	WB~~1:1000 IHC-P~~N/A IF~~1:50~200 E~~N/A

**BAF53 / ACTL6A Antibody (aa201-250) - Additional Information****Gene ID** 86**Other Names**

Actin-like protein 6A, 53 kDa BRG1-associated factor A, Actin-related protein Baf53a, ArpNbeta, BRG1-associated factor 53A, BAF53A, INO80 complex subunit K, ACTL6A, BAF53, BAF53A, INO80K

**Target/Specificity**

ACTL6A Antibody detects endogenous levels of total ACTL6A protein.

**Reconstitution & Storage**

Store at -20°C for up to one year.

**Precautions**

BAF53 / ACTL6A Antibody (aa201-250) is for research use only and not for use in diagnostic or therapeutic procedures.

**BAF53 / ACTL6A Antibody (aa201-250) - Protein Information****Name** ACTL6A**Synonyms** BAF53, BAF53A, INO80K**Function**

Involved in transcriptional activation and repression of select genes by chromatin remodeling (alteration of DNA-nucleosome topology). Component of SWI/SNF chromatin remodeling complexes that carry out key enzymatic activities, changing chromatin structure by altering DNA-histone contacts within a nucleosome in an ATP-dependent manner. Required for maximal ATPase activity of SMARCA4/BRG1/BAF190A and for association of the SMARCA4/BRG1/BAF190A containing remodeling complex BAF with chromatin/nuclear matrix. Belongs to the neural

progenitors-specific chromatin remodeling complex (npBAF complex) and is required for the proliferation of neural progenitors. During neural development a switch from a stem/progenitor to a postmitotic chromatin remodeling mechanism occurs as neurons exit the cell cycle and become committed to their adult state. The transition from proliferating neural stem/progenitor cells to postmitotic neurons requires a switch in subunit composition of the npBAF and nBAF complexes. As neural progenitors exit mitosis and differentiate into neurons, npBAF complexes which contain ACTL6A/BAF53A and PHF10/BAF45A, are exchanged for homologous alternative ACTL6B/BAF53B and DPF1/BAF45B or DPF3/BAF45C subunits in neuron-specific complexes (nBAF). The npBAF complex is essential for the self-renewal/proliferative capacity of the multipotent neural stem cells. The nBAF complex along with CREST plays a role regulating the activity of genes essential for dendrite growth (By similarity). Component of the NuA4 histone acetyltransferase (HAT) complex which is involved in transcriptional activation of select genes principally by acetylation of nucleosomal histones H4 and H2A. This modification may both alter nucleosome - DNA interactions and promote interaction of the modified histones with other proteins which positively regulate transcription. This complex may be required for the activation of transcriptional programs associated with oncogene and proto-oncogene mediated growth induction, tumor suppressor mediated growth arrest and replicative senescence, apoptosis, and DNA repair. NuA4 may also play a direct role in DNA repair when recruited to sites of DNA damage. Putative core component of the chromatin remodeling INO80 complex which is involved in transcriptional regulation, DNA replication and probably DNA repair.

#### **Cellular Location**

Nucleus.

#### **Volume**

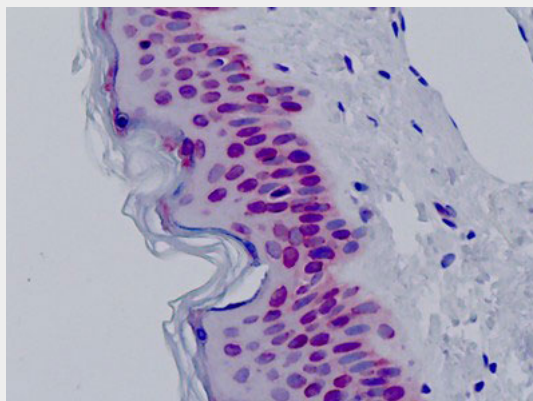
50  $\mu$ l

#### **BAF53 / ACTL6A Antibody (aa201-250) - Protocols**

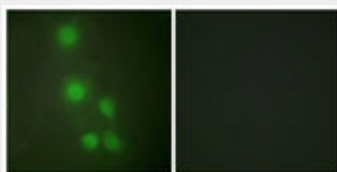
Provided below are standard protocols that you may find useful for product applications.

- [Western Blot](#)
- [Blocking Peptides](#)
- [Dot Blot](#)
- [Immunohistochemistry](#)
- [Immunofluorescence](#)
- [Immunoprecipitation](#)
- [Flow Cytometry](#)
- [Cell Culture](#)

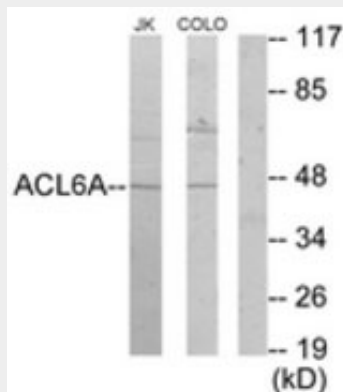
#### **BAF53 / ACTL6A Antibody (aa201-250) - Images**



Human, Skin: Formalin-Fixed Paraffin-Embedded (FFPE)



Immunofluorescence of HUVEC cells, using ACTL6A Antibody.



Western blot of extracts from Jurkat/COLO205 cells, using ACTL6A Antibody.

#### BAF53 / ACTL6A Antibody (aa201-250) - Background

Involved in transcriptional activation and repression of select genes by chromatin remodeling (alteration of DNA-nucleosome topology). Required for maximal ATPase activity of SMARCA4/BRG1/BAF190A and for association of the SMARCA4/BRG1/BAF190A containing remodeling complex BAF with chromatin/nuclear matrix. Belongs to the neural progenitors- specific chromatin remodeling complex (npBAF complex) and is required for the proliferation of neural progenitors. During neural development a switch from a stem/progenitor to a post- mitotic chromatin remodeling mechanism occurs as neurons exit the cell cycle and become committed to their adult state. The transition from proliferating neural stem/progenitor cells to post-mitotic neurons requires a switch in subunit composition of the npBAF and nBAF complexes. As neural progenitors exit mitosis and differentiate into neurons, npBAF complexes which contain ACTL6A/BAF53A and PHF10/BAF45A, are exchanged for homologous alternative ACTL6B/BAF53B and DPF1/BAF45B or DPF3/BAF45C subunits in neuron-specific complexes (nBAF). The npBAF complex is essential for the self-renewal/proliferative capacity of the multipotent neural stem cells. The nBAF complex along with CREST plays a role regulating the activity of genes essential for dendrite growth (By similarity). Component of the NuA4 histone acetyltransferase (HAT) complex which is involved in transcriptional activation of select genes principally by acetylation of nucleosomal histones H4 and H2A. This modification may both alter nucleosome - DNA interactions and promote interaction of the modified histones with other proteins which positively regulate transcription. This complex may be required for the activation of transcriptional programs associated with oncogene and proto-oncogene mediated growth induction, tumor suppressor mediated growth arrest and replicative senescence, apoptosis, and DNA repair. NuA4 may also play a direct role in DNA repair when recruited to sites of DNA damage. Also involved in vitamin D-coupled transcription regulation via its association with the WINAC complex, a chromatin-remodeling complex recruited by vitamin D receptor (VDR), which is required for the ligand- bound VDR-mediated transrepression of the CYP27B1 gene. Putative core component of the chromatin remodeling INO80 complex which is involved in transcriptional regulation, DNA replication and probably DNA repair.

#### BAF53 / ACTL6A Antibody (aa201-250) - References

Zhao K.,et al.Cell 95:625-636(1998).  
Harata M.,et al.Biosci. Biotechnol. Biochem. 63:917-923(1999).  
Harata M.,et al.Submitted (APR-2001) to the EMBL/GenBank/DDBJ databases.  
Wiemann S.,et al.Genome Res. 11:422-435(2001).  
Ota T.,et al.Nat. Genet. 36:40-45(2004).