

RARG / RAR-Gamma Antibody
Rabbit Polyclonal Antibody
Catalog # ALS16194**Specification**

RARG / RAR-Gamma Antibody - Product Information

Application	WB, IHC-P
Primary Accession	P13631
Reactivity	Human, Mouse
Host	Rabbit
Clonality	Polyclonal
Calculated MW	50kDa KDa
Dilution	WB~~1:1000 IHC-P~~N/A

RARG / RAR-Gamma Antibody - Additional Information**Gene ID** 5916**Other Names**

Retinoic acid receptor gamma, RAR-gamma, Nuclear receptor subfamily 1 group B member 3, RARG, NR1B3

Target/Specificity

Human, mouse RARG

Reconstitution & Storage

Aliquot and freeze at -20° C. Avoid freeze-thaw cycles.

Precautions

RARG / RAR-Gamma Antibody is for research use only and not for use in diagnostic or therapeutic procedures.

RARG / RAR-Gamma Antibody - Protein Information**Name** RARG**Synonyms** NR1B3**Function**

Receptor for retinoic acid. Retinoic acid receptors bind as heterodimers to their target response elements in response to their ligands, all-trans or 9-cis retinoic acid, and regulate gene expression in various biological processes. The RAR/RXR heterodimers bind to the retinoic acid response elements (RARE) composed of tandem 5'-AGGTCA-3' sites known as DR1-DR5. In the absence of ligand, acts mainly as an activator of gene expression due to weak binding to corepressors. Required for limb bud development. In concert with RARA or RARB, required for skeletal growth, matrix homeostasis and growth plate function (By similarity).

Cellular Location

Nucleus. Cytoplasm

Tissue Location

Expressed in aortic endothelial cells (at protein level).

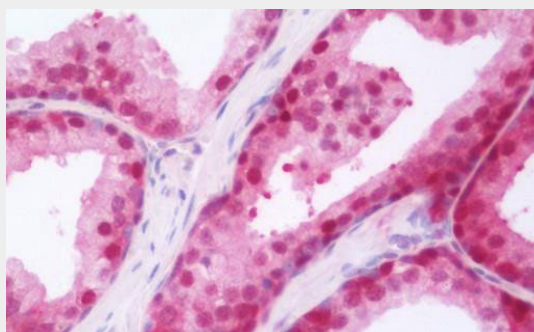
Volume

50 μ l

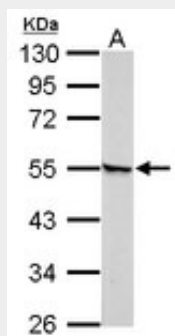
RARG / RAR-Gamma Antibody - Protocols

Provided below are standard protocols that you may find useful for product applications.


- [Western Blot](#)
- [Blocking Peptides](#)
- [Dot Blot](#)
- [Immunohistochemistry](#)
- [Immunofluorescence](#)
- [Immunoprecipitation](#)
- [Flow Cytometry](#)
- [Cell Culture](#)

RARG / RAR-Gamma Antibody - Images

Anti-RARG / RAR-Gamma antibody IHC staining of human prostate.



Retinoic Acid Receptor gamma antibody detects RARG protein by Western blot analysis.



Retinoic Acid Receptor gamma antibody detects RARG protein by Western blot analysis.A.

RARG / RAR-Gamma Antibody - Background

Receptor for retinoic acid. Retinoic acid receptors bind as heterodimers to their target response elements in response to their ligands, all-trans or 9-cis retinoic acid, and regulate gene expression in various biological processes. The RAR/RXR heterodimers bind to the retinoic acid response elements (RARE) composed of tandem 5'-AGGTCA-3' sites known as DR1-DR5. In the absence of ligand, acts mainly as an activator of gene expression due to weak binding to corepressors. Required for limb bud development. In concert with RARA or RARB, required for skeletal growth, matrix homeostasis and growth plate function (By similarity).

RARG / RAR-Gamma Antibody - References

Krust A.,et al.Proc. Natl. Acad. Sci. U.S.A. 86:5310-5314(1989).
Ishikawa T.,et al.Mol. Endocrinol. 4:837-844(1990).
Lehmann J.M.,et al.Nucleic Acids Res. 19:573-578(1991).
Ota T.,et al.Nat. Genet. 36:40-45(2004).
Scherer S.E.,et al.Nature 440:346-351(2006).