

GATA3 Antibody (C-Terminus)
Rabbit Polyclonal Antibody
Catalog # ALS16499**Specification**

GATA3 Antibody (C-Terminus) - Product Information

Application	IF, IHC, WB
Primary Accession	P23771
Reactivity	Human, Mouse, Rat
Host	Rabbit
Clonality	Polyclonal
Calculated MW	48kDa KDa

GATA3 Antibody (C-Terminus) - Additional Information**Gene ID** 2625**Other Names**

Trans-acting T-cell-specific transcription factor GATA-3, GATA-binding factor 3, GATA3

Target/Specificity

Human GATA3

Reconstitution & Storage

Short term 4°C, long term aliquot and store at -20°C, avoid freeze thaw cycles. Store undiluted.

Precautions

GATA3 Antibody (C-Terminus) is for research use only and not for use in diagnostic or therapeutic procedures.

GATA3 Antibody (C-Terminus) - Protein Information**Name** GATA3**Function**

Transcriptional activator which binds to the enhancer of the T-cell receptor alpha and delta genes. Binds to the consensus sequence 5'-AGATAG-3'. Required for the T-helper 2 (Th2) differentiation process following immune and inflammatory responses. Positively regulates ASB2 expression (By similarity). Coordinates macrophage transcriptional activation and UCP2-dependent metabolic reprogramming in response to IL33. Upon tissue injury, acts downstream of IL33 signaling to drive differentiation of inflammation-resolving alternatively activated macrophages.

Cellular Location

Nucleus.

Tissue Location

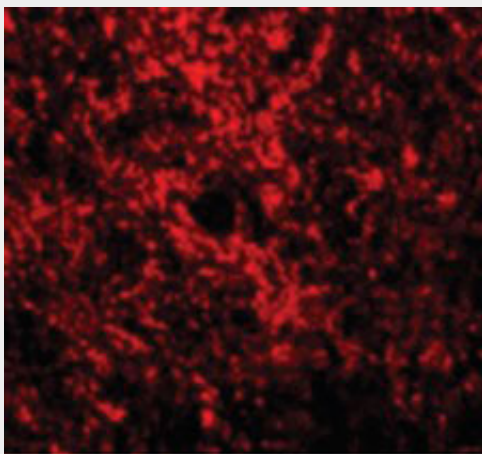
T-cells and endothelial cells.

GATA3 Antibody (C-Terminus) - Protocols

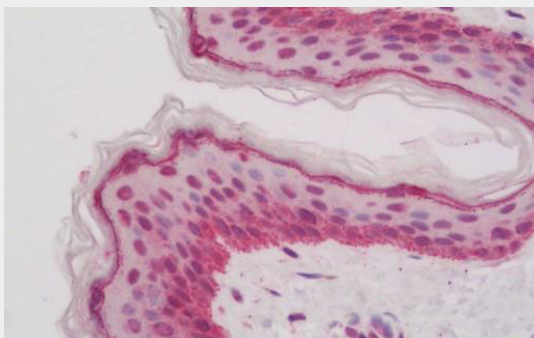
Provided below are standard protocols that you may find useful for product applications.

- [Western Blot](#)
- [Blocking Peptides](#)
- [Dot Blot](#)
- [Immunohistochemistry](#)
- [Immunofluorescence](#)
- [Immunoprecipitation](#)
- [Flow Cytometry](#)
- [Cell Culture](#)

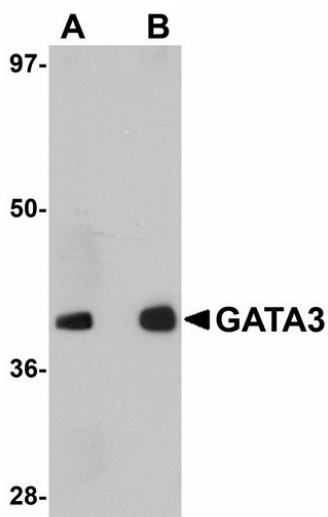
GATA3 Antibody (C-Terminus) - Images



Immunofluorescence of GATA3 in Rat Brain cells with GATA3 antibody at 20 ug/ml.



Human Skin: Formalin-Fixed, Paraffin-Embedded (FFPE)



Western blot of GATA3 in human brain tissue lysate with GATA3 antibody at (A) 1 and (B) 2 ug/ml.

GATA3 Antibody (C-Terminus) - Background

Transcriptional activator which binds to the enhancer of the T-cell receptor alpha and delta genes. Binds to the consensus sequence 5'-AGATAG-3'. Required for the T-helper 2 (Th2) differentiation process following immune and inflammatory responses.