10320 Camino Santa Fe, Suite G
San Diego, CA 92121
Tel: 858.875.1900 Fax: 858.875.1999

HLA-DP+DQ+DR Antibody (clone WR18)

Mouse Monoclonal Antibody
Catalog # ALS16783

Specification

HLA-DP+DQ+DR Antibody (clone WR18) - Product Information

Application	**IHC, FC**
Reactivity	**Human**
Host	**Mouse**
Clonality	**Monoclonal**
Isotype	**IgG2a**

HLA-DP+DQ+DR Antibody (clone WR18) - Additional Information

Target/Specificity
Recognizes HLA Class II beta chains of human major histocompatability antigen, Mw 28 kD. Reacts with a monomorphic determinant common to each beta chain type. The antigen is expressed by human B lymphocytes, monocytes and activated T lymphocytes

Reconstitution & Storage
PBS, 0.09% sodium azide. Long term: -20°C; Short term: +4°C. Avoid repeat freeze-thaw cycles.

Precautions
HLA-DP+DQ+DR Antibody (clone WR18) is for research use only and not for use in diagnostic or therapeutic procedures.

HLA-DP+DQ+DR Antibody (clone WR18) - Protein Information

Volume
50 µl

HLA-DP+DQ+DR Antibody (clone WR18) - Protocols

Provided below are standard protocols that you may find useful for product applications.

- Western Blot
- Blocking Peptides
- Dot Blot
- Immunohistochemistry
- Immunofluorescence
- Immunoprecipitation
- Flow Cytomety
- Cell Culture

HLA-DP+DQ+DR Antibody (clone WR18) - Images

10320 Camino Santa Fe, Suite G
San Diego, CA 92121
Tel: 858.875.1900 Fax: 858.875.1999

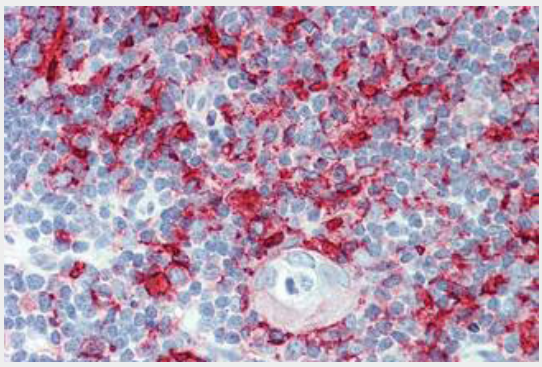

Anti-HLA-DP+DQ+DR antibody IHC staining of human thymus.

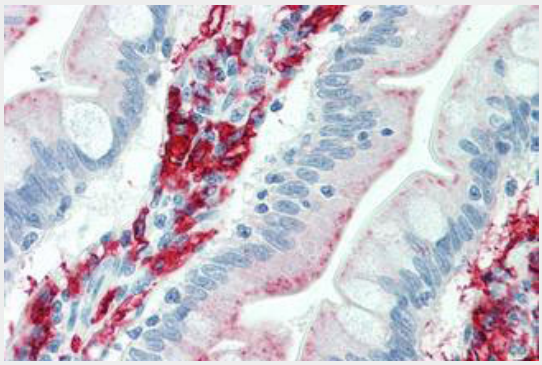

Anti-HLA-DP+DQ+DR antibody IHC staining of human small intestine.

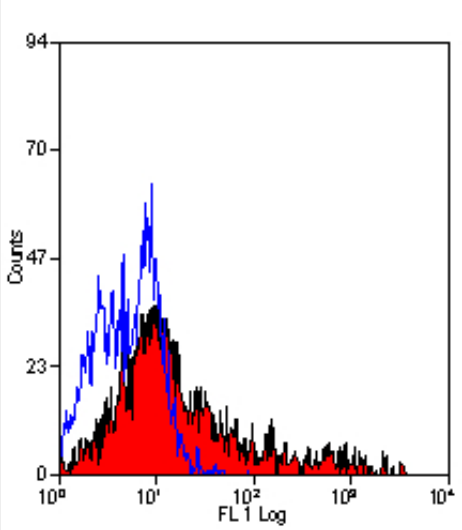

Staining of human peripheral blood lymphocytes with MOUSE ANTI HUMAN HLA CLASS II DP DQ DR.