

OR2B11 Antibody (C-term)
Affinity Purified Rabbit Polyclonal Antibody (Pab)
Catalog # AP11420b**Specification**

OR2B11 Antibody (C-term) - Product Information

Application	FC, IHC-P, WB,E
Primary Accession	Q5JQS5
Other Accession	NP_001004492.1
Reactivity	Human
Host	Rabbit
Clonality	Polyclonal
Isotype	Rabbit IgG
Calculated MW	35342
Antigen Region	248-276

OR2B11 Antibody (C-term) - Additional Information**Gene ID** 127623**Other Names**

Olfactory receptor 2B11, OR2B11

Target/Specificity

This OR2B11 antibody is generated from rabbits immunized with a KLH conjugated synthetic peptide between 248-276 amino acids from the C-terminal region of human OR2B11.

Dilution

FC~~1:10~50

IHC-P~~1:10~50

WB~~1:1000

E~~Use at an assay dependent concentration.

Format

Purified polyclonal antibody supplied in PBS with 0.09% (W/V) sodium azide. This antibody is purified through a protein A column, followed by peptide affinity purification.

Storage

Maintain refrigerated at 2-8°C for up to 2 weeks. For long term storage store at -20°C in small aliquots to prevent freeze-thaw cycles.

Precautions

OR2B11 Antibody (C-term) is for research use only and not for use in diagnostic or therapeutic procedures.

OR2B11 Antibody (C-term) - Protein Information**Name** OR2B11

Function Odorant receptor.

Cellular Location

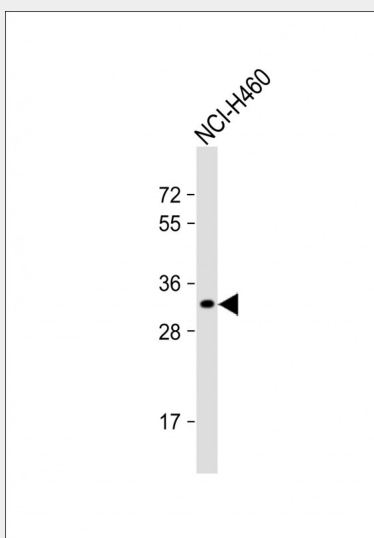
Cell membrane; Multi-pass membrane protein.

OR2B11 Antibody (C-term) - Protocols

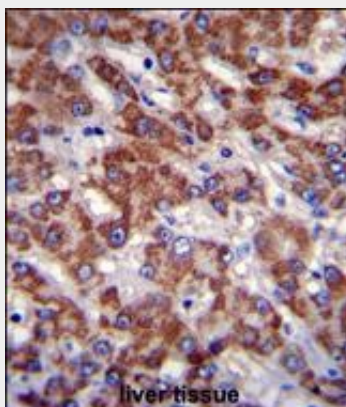
Provided below are standard protocols that you may find useful for product applications.

- [Western Blot](#)
- [Blocking Peptides](#)
- [Dot Blot](#)
- [Immunohistochemistry](#)
- [Immunofluorescence](#)
- [Immunoprecipitation](#)
- [Flow Cytometry](#)
- [Cell Culture](#)

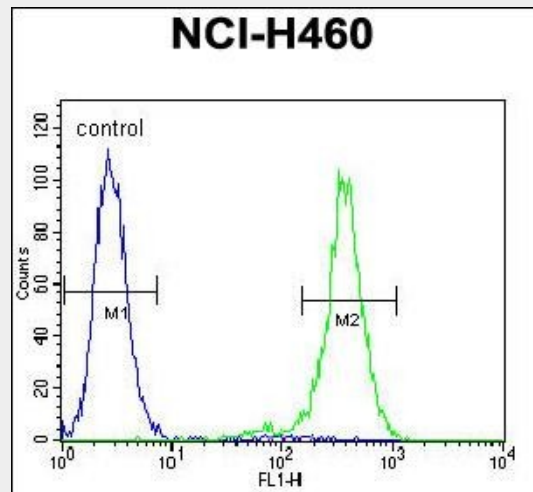
OR2B11 Antibody (C-term) - Images



Anti-OR2B11 Antibody (C-term) at 1:1000 dilution + NCI-H460 whole cell lysate Lysates/proteins at 20 µg per lane. Secondary Goat Anti-Rabbit IgG, (H+L), Peroxidase conjugated at 1/10000 dilution. Predicted band size : 35 kDa Blocking/Dilution buffer: 5% NFDM/TBST.



OR2B11 Antibody (C-term) (Cat. #AP11420b) immunohistochemistry analysis in formalin fixed and paraffin embedded human liver tissue followed by peroxidase conjugation of the secondary antibody and DAB staining. This data demonstrates the use of OR2B11 Antibody (C-term) for immunohistochemistry. Clinical relevance has not been evaluated.



OR2B11 Antibody (C-term) (Cat. #AP11420b) flow cytometric analysis of NCI-H460 cells (right histogram) compared to a negative control cell (left histogram). FITC-conjugated goat-anti-rabbit secondary antibodies were used for the analysis.

OR2B11 Antibody (C-term) - Background

Olfactory receptors interact with odorant molecules in the nose, to initiate a neuronal response that triggers the perception of a smell. The olfactory receptor proteins are members of a large family of G-protein-coupled receptors (GPCR) arising from single coding-exon genes. Olfactory receptors share a 7-transmembrane domain structure with many neurotransmitter and hormone receptors and are responsible for the recognition and G protein-mediated transduction of odorant signals. The olfactory receptor gene family is the largest in the genome. The nomenclature assigned to the olfactory receptor genes and proteins for this organism is independent of other organisms.

OR2B11 Antibody (C-term) - References

Villani, A.C., et al. Nat. Genet. 41(1):71-76(2009)