

DTNA Antibody (C-term)
Affinity Purified Rabbit Polyclonal Antibody (Pab)
Catalog # AP12573B

Specification

DTNA Antibody (C-term) - Product Information

Application	IF, IHC-P, WB,E
Primary Accession	O9Y4J8
Other Accession	NP_116760.2 , NP_001383.2
Reactivity	Human, Mouse
Host	Rabbit
Clonality	Polyclonal
Isotype	Rabbit IgG
Calculated MW	83901
Antigen Region	692-721

DTNA Antibody (C-term) - Additional Information

Gene ID 1837

Other Names

Dystrobrevin alpha, DTN-A, Alpha-dystrobrevin, Dystrophin-related protein 3, DTNA, DRP3

Target/Specificity

This DTNA antibody is generated from rabbits immunized with a KLH conjugated synthetic peptide between 692-721 amino acids from the C-terminal region of human DTNA.

Dilution

IF~~1:10~50
IHC-P~~1:10~50
WB~~1:1000
E~~Use at an assay dependent concentration.

Format

Purified polyclonal antibody supplied in PBS with 0.09% (W/V) sodium azide. This antibody is purified through a protein A column, followed by peptide affinity purification.

Storage

Maintain refrigerated at 2-8°C for up to 2 weeks. For long term storage store at -20°C in small aliquots to prevent freeze-thaw cycles.

Precautions

DTNA Antibody (C-term) is for research use only and not for use in diagnostic or therapeutic procedures.

DTNA Antibody (C-term) - Protein Information

Name DTNA ([HGNC:3057](#))

Synonyms DRP3

Function May be involved in the formation and stability of synapses as well as being involved in the clustering of nicotinic acetylcholine receptors.

Cellular Location

Cytoplasm. Synapse. Cell membrane. Note=In peripheral nerves, colocalizes with MAGEE1 in the Schwann cell membrane.

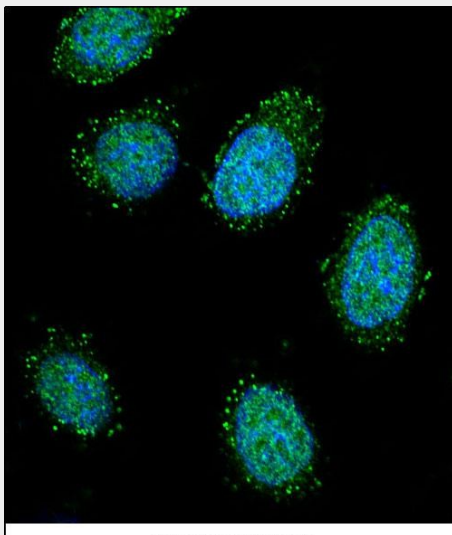
Tissue Location

Highly expressed in brain, skeletal and cardiac muscles, and expressed at lower levels in lung, liver and pancreas Isoform 2 is not expressed in cardiac muscle. Isoform 7 and isoform 8 are only expressed in muscle

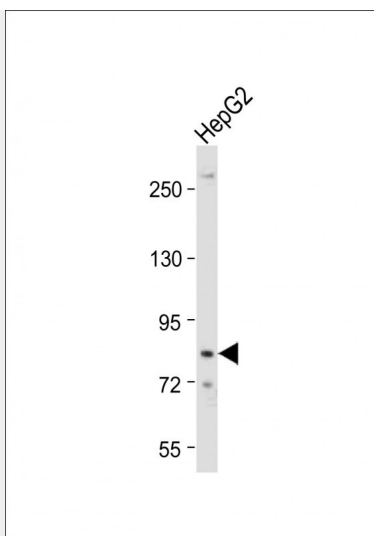
DTNA Antibody (C-term) - Protocols

Provided below are standard protocols that you may find useful for product applications.

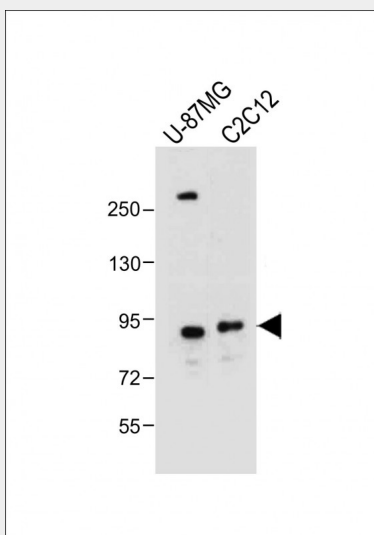
- [Western Blot](#)
- [Blocking Peptides](#)
- [Dot Blot](#)
- [Immunohistochemistry](#)
- [Immunofluorescence](#)
- [Immunoprecipitation](#)
- [Flow Cytometry](#)
- [Cell Culture](#)

DTNA Antibody (C-term) - Images

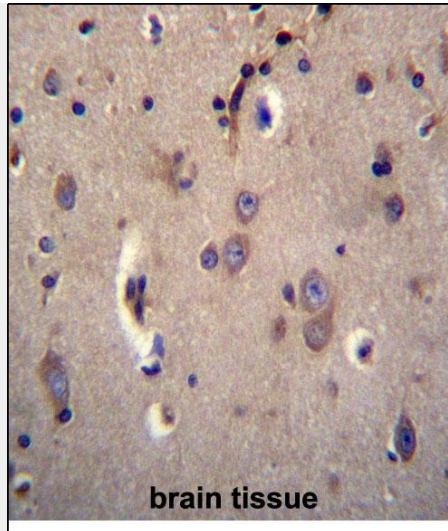
Confocal immunofluorescent analysis of DTNA Antibody (C-term) (Cat#AP12573b) with 293 cells followed by Alexa Fluor 488-conjugated goat anti-rabbit IgG (green). DAPI was used to stain the cell nuclei (blue).



Anti-DTNA Antibody (C-term) at 1:2000 dilution + HepG2 whole cell lysate Lysates/proteins at 20 μ g per lane. Secondary Goat Anti-Rabbit IgG, (H+L), Peroxidase conjugated at 1/10000 dilution. Predicted band size : 84 kDa Blocking/Dilution buffer: 5% NFDM/TBST.



All lanes : Anti-DTNA Antibody (C-term) at 1:1000 dilution Lane 1: U-87MG whole cell lysate Lane 2: C2C12 whole cell lysate Lysates/proteins at 20 μ g per lane. Secondary Goat Anti-Rabbit IgG, (H+L), Peroxidase conjugated at 1/10000 dilution. Predicted band size : 84 kDa Blocking/Dilution buffer: 5% NFDM/TBST.



DTNA Antibody (C-term) (Cat. #AP12573b) immunohistochemistry analysis in formalin fixed and paraffin embedded human brain tissue followed by peroxidase conjugation of the secondary antibody and DAB staining. This data demonstrates the use of DTNA Antibody (C-term) for immunohistochemistry. Clinical relevance has not been evaluated.

DTNA Antibody (C-term) - Background

The protein encoded by this gene belongs to the dystrobrevin subfamily of the dystrophin family. This protein is a component of the dystrophin-associated protein complex (DPC), which consists of dystrophin and several integral and peripheral membrane proteins, including dystroglycans, sarcoglycans, syntrophins and alpha- and beta-dystrobrevin. The DPC localizes to the sarcolemma and its disruption is associated with various forms of muscular dystrophy. Mutations in this gene are associated with left ventricular noncompaction with congenital heart defects. Multiple alternatively spliced transcript variants encoding different isoforms have been identified for this gene.

DTNA Antibody (C-term) - References

Rose, J.E., et al. Mol. Med. 16 (7-8), 247-253 (2010) :
Bohm, S.V., et al. BMC Biol. 7, 85 (2009) :
Nakamori, M., et al. Neurology 70(9):677-685(2008)
Lamesch, P., et al. Genomics 89(3):307-315(2007)
Lim, J., et al. Cell 125(4):801-814(2006)