

**GATA4 Antibody (C-term)**  
**Purified Rabbit Polyclonal Antibody (Pab)**  
**Catalog # AP1404b****Specification**

---

**GATA4 Antibody (C-term) - Product Information**

Application	WB, FC,E
Primary Accession	<a href="#">P43694</a>
Other Accession	<a href="#">P46152</a> , <a href="#">Q08369</a> , <a href="#">P70005</a>
Reactivity	Human
Predicted	Xenopus, Mouse, Rat
Host	Rabbit
Clonality	Polyclonal
Isotype	Rabbit IgG
Calculated MW	44565
Antigen Region	298-328

**GATA4 Antibody (C-term) - Additional Information****Gene ID** 2626**Other Names**

Transcription factor GATA-4, GATA-binding factor 4, GATA4

**Target/Specificity**

This GATA4 antibody is generated from rabbits immunized with a KLH conjugated synthetic peptide between 298-328 amino acids from the C-terminal region of human GATA4.

**Dilution**

WB~~1:1000

FC~~1:10~50

E~~Use at an assay dependent concentration.

**Format**

Purified polyclonal antibody supplied in PBS with 0.09% (W/V) sodium azide. This antibody is prepared by Saturated Ammonium Sulfate (SAS) precipitation followed by dialysis against PBS.

**Storage**

Maintain refrigerated at 2-8°C for up to 2 weeks. For long term storage store at -20°C in small aliquots to prevent freeze-thaw cycles.

**Precautions**

GATA4 Antibody (C-term) is for research use only and not for use in diagnostic or therapeutic procedures.

**GATA4 Antibody (C-term) - Protein Information****Name** GATA4

**Function** Transcriptional activator that binds to the consensus sequence 5'-AGATAG-3' and plays a key role in cardiac development and function (PubMed:[24000169](#), PubMed:[27984724](#), PubMed:[35182466](#)). In cooperation with TBX5, it binds to cardiac super-enhancers and promotes cardiomyocyte gene expression, while it down-regulates endocardial and endothelial gene expression (PubMed:[27984724](#)). Involved in bone morphogenetic protein (BMP)-mediated induction of cardiac-specific gene expression. Binds to BMP response element (BMPRE) DNA sequences within cardiac activating regions (By similarity). Acts as a transcriptional activator of ANF in cooperation with NKX2-5 (By similarity). Promotes cardiac myocyte enlargement (PubMed:[20081228](#)). Required during testicular development (PubMed:[21220346](#)). May play a role in sphingolipid signaling by regulating the expression of sphingosine-1-phosphate degrading enzyme, sphingosine-1-phosphate lyase (PubMed:[15734735](#)).

#### Cellular Location

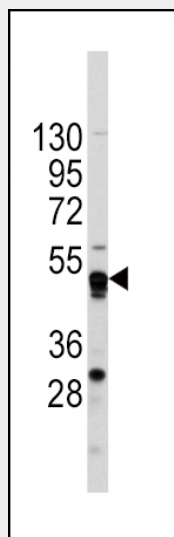
Nucleus

#### GATA4 Antibody (C-term) - Protocols

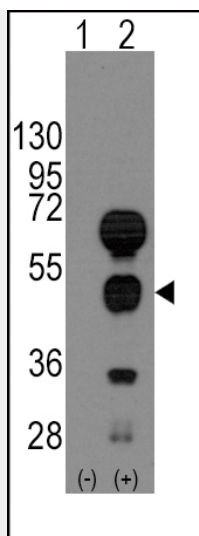
Provided below are standard protocols that you may find useful for product applications.

- [Western Blot](#)
- [Blocking Peptides](#)
- [Dot Blot](#)
- [Immunohistochemistry](#)
- [Immunofluorescence](#)
- [Immunoprecipitation](#)
- [Flow Cytometry](#)
- [Cell Culture](#)

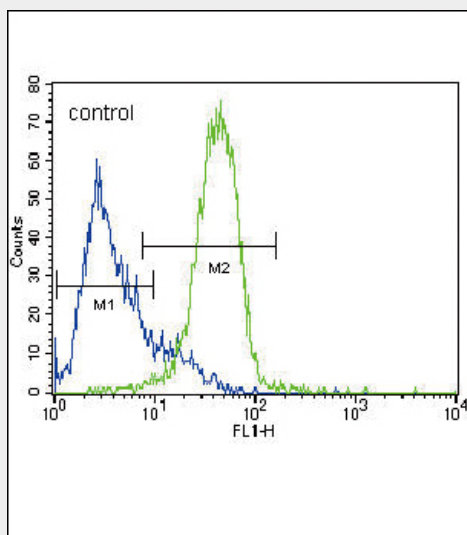
#### GATA4 Antibody (C-term) - Images



Western blot analysis of anti-GATA4 Antibody (C-term) (Cat.#AP1404b) in CEM cell line lysates (35ug/lane). GATA4 (arrow) was detected using the purified Pab.



Western blot analysis of GATA4 (arrow) using rabbit polyclonal GATA4 Antibody (C-term) (Cat.#AP1404b). 293 cell lysates (2 ug/lane) either nontransfected (Lane 1) or transiently transfected with the GATA4 gene (Lane 2) (Origene Technologies).



GATA4 Antibody (C-term) (Cat. #AP1404b) flow cytometric analysis of HepG2 cells (right histogram) compared to a negative control cell (left histogram). FITC-conjugated goat-anti-rabbit secondary antibodies were used for the analysis.

#### **GATA4 Antibody (C-term) - Background**

GATA4 is a member of the GATA family of zinc-finger transcription factors. Members of this family recognize the GATA motif which is present in the promoters of many genes. This protein is thought to regulate genes involved in embryogenesis and in myocardial differentiation and function. Mutations in the gene encoding GATA4 have been associated with cardiac septal defects.

#### **GATA4 Antibody (C-term) - References**

Rajagopal, S.K., J. Mol. Cell. Cardiol. 43 (6), 677-685 (2007)  
Philips, A.S., J. Biol. Chem. 282 (34), 24915-24927 (2007)