

Mouse Tssk6 Antibody (C-term)
Affinity Purified Rabbit Polyclonal Antibody (Pab)
Catalog # AP14301b**Specification**

Mouse Tssk6 Antibody (C-term) - Product Information

Application	WB,E
Primary Accession	O925K9
Other Accession	NP_114393.1
Reactivity	Human
Host	Rabbit
Clonality	Polyclonal
Isotype	Rabbit IgG
Calculated MW	30287
Antigen Region	204-232

Mouse Tssk6 Antibody (C-term) - Additional Information**Gene ID** 83984**Other Names**

Testis-specific serine/threonine-protein kinase 6, TSK-6, TSSK-6, Testis-specific kinase 6, Serine/threonine-protein kinase SSTK, Small serine/threonine kinase, Tssk6
{ECO:0000312|MGI:MGI:2148775}

Target/Specificity

This Mouse Tssk6 antibody is generated from rabbits immunized with a KLH conjugated synthetic peptide between 204-232 amino acids from the C-terminal region of mouse Tssk6.

Dilution

WB~~1:1000

Format

Purified polyclonal antibody supplied in PBS with 0.09% (W/V) sodium azide. This antibody is purified through a protein A column, followed by peptide affinity purification.

Storage

Maintain refrigerated at 2-8°C for up to 2 weeks. For long term storage store at -20°C in small aliquots to prevent freeze-thaw cycles.

Precautions

Mouse Tssk6 Antibody (C-term) is for research use only and not for use in diagnostic or therapeutic procedures.

Mouse Tssk6 Antibody (C-term) - Protein Information**Name** Tssk6 {ECO:0000312|MGI:MGI:2148775}

Function Required for sperm production and function. Plays a role in DNA condensation during postmeiotic chromatin remodeling.

Tissue Location

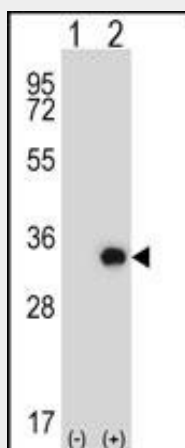
Expressed in the testis, localized to the heads of elongating spermatids.

Mouse Tssk6 Antibody (C-term) - Protocols

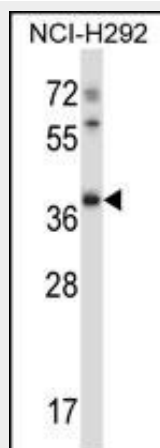
Provided below are standard protocols that you may find useful for product applications.

- [Western Blot](#)
- [Blocking Peptides](#)
- [Dot Blot](#)
- [Immunohistochemistry](#)
- [Immunofluorescence](#)
- [Immunoprecipitation](#)
- [Flow Cytometry](#)
- [Cell Culture](#)

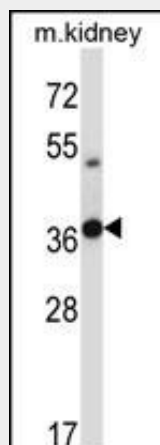
Mouse Tssk6 Antibody (C-term) - Images



Western blot analysis of Tssk6 (arrow) using rabbit polyclonal Mouse Tssk6 Antibody (C-term) (Cat. #AP14301b). 293 cell lysates (2 ug/lane) either nontransfected (Lane 1) or transiently transfected (Lane 2) with the Tssk6 gene.



Mouse Tssk6 Antibody (C-term) (Cat. #AP14301b) western blot analysis in NCI-H292 cell line lysates (35ug/lane). This demonstrates the Tssk6 antibody detected the Tssk6 protein (arrow).



Mouse Tssk6 Antibody (C-term) (Cat. #AP14301b) western blot analysis in mouse kidney tissue lysates (35ug/lane). This demonstrates the Tssk6 antibody detected the Tssk6 protein (arrow).

Mouse Tssk6 Antibody (C-term) - Background

Tssk6 is required for sperm production and function. Plays a role in DNA condensation during postmeiotic chromatin remodeling.

Mouse Tssk6 Antibody (C-term) - References

Jha, K.N., et al. J. Biol. Chem. 285(45):35180-35187(2010)
Sosnik, J., et al. J. Cell. Sci. 122 (PT 15), 2741-2749 (2009) :
Spiridonov, N.A., et al. Mol. Cell. Biol. 25(10):4250-4261(2005)