

FITC (2B3) Mouse mAb Catalog # AP53495

Specification

FITC (2B3) Mouse mAb - Product Information

Host
Clonality

**Mouse
Monoclonal Antibody**

FITC (2B3) Mouse mAb - Additional Information

Other Names
Fluorescein

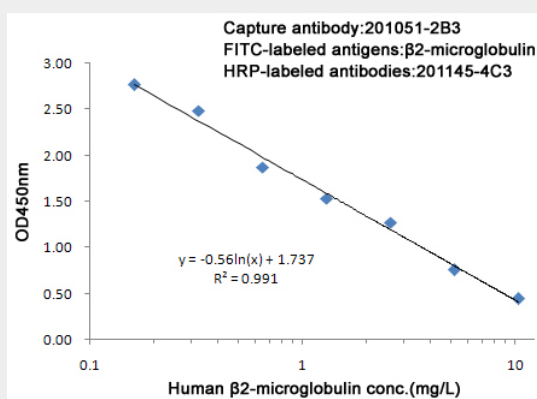
FITC (2B3) Mouse mAb - Protein Information

FITC (2B3) Mouse mAb - Protocols

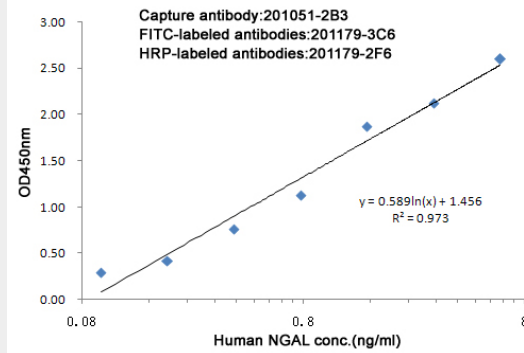
Provided below are standard protocols that you may find useful for product applications.

- [Western Blot](#)
- [Blocking Peptides](#)
- [Dot Blot](#)
- [Immunohistochemistry](#)
- [Immunofluorescence](#)
- [Immunoprecipitation](#)
- [Flow Cytometry](#)
- [Cell Culture](#)

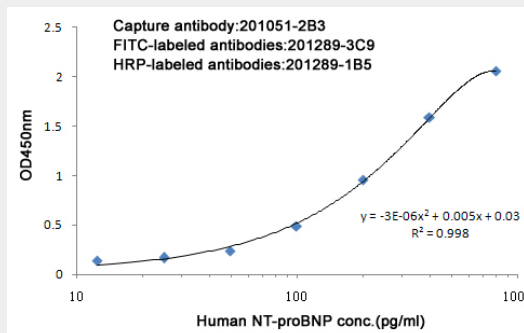
FITC (2B3) Mouse mAb - Images



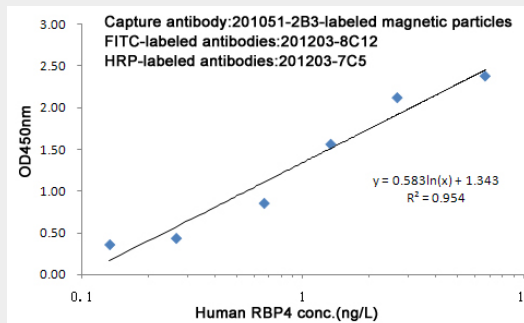
Anti-FITC mouse mAb was used to capture FITC-labeled u03b22-microglobulin protein for competitive assay.



Anti-FITC mouse mAb was used to capture FITC-labeled NGAL Mouse mAb (201179-3C6), HRP-labeled NGAL Mouse mAb (201179-2F6) was used for detecting.



Anti-FITC mouse mAb was used to capture FITC-labeled NT-proBNP Mouse mAb (201289-3C9), HRP-labeled NT-proBNP Mouse mAb (201289-1B5) was used for detecting.



Anti-FITC mouse mAb was used to capture FITC-labeled RBP4 Mouse mAb (201203-8C12), HRP-labeled RBP4 Mouse mAb (201203-7C5) was used for detecting.