

GSTT4 Polyclonal Antibody
Purified Rabbit Polyclonal Antibody (Pab)
Catalog # AP56223**Specification**

GSTT4 Polyclonal Antibody - Product Information

Application	IHC-P
Primary Accession	A8MPT4
Reactivity	Rat, Bovine
Host	Rabbit
Clonality	Polyclonal

GSTT4 Polyclonal Antibody - Additional Information**Format**

0.01M TBS(pH7.4), 0.09% (W/V) sodium azide and 50% Glyce


Storage

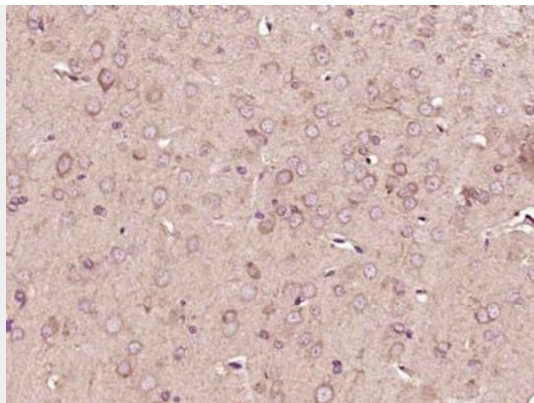
Store at -20 °C for one year. Avoid repeated freeze/thaw cycles. When reconstituted in sterile pH 7.4 0.01M PBS or diluent of antibody the antibody is stable for at least two weeks at 2-4 °C.

GSTT4 Polyclonal Antibody - Protein Information**GSTT4 Polyclonal Antibody - Protocols**

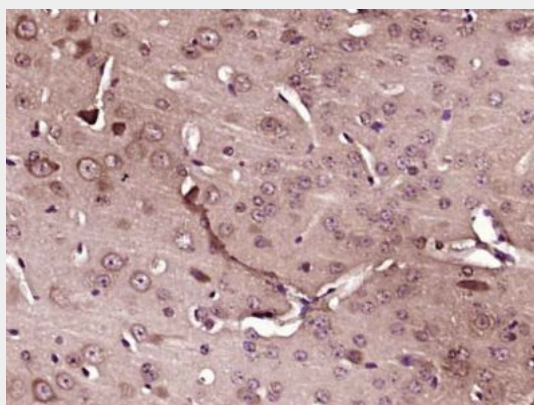
Provided below are standard protocols that you may find useful for product applications.

- [Western Blot](#)
- [Blocking Peptides](#)
- [Dot Blot](#)
- [Immunohistochemistry](#)
- [Immunofluorescence](#)
- [Immunoprecipitation](#)
- [Flow Cytometry](#)
- [Cell Culture](#)

GSTT4 Polyclonal Antibody - Images



Paraformaldehyde-fixed, paraffin embedded (Rat brain); Antigen retrieval by boiling in sodium citrate buffer (pH6.0) for 15min; Block endogenous peroxidase by 3% hydrogen peroxide for 20 minutes; Blocking buffer (normal goat serum) at 37°C for 30min; Antibody incubation with (GSTT4) Polyclonal Antibody, Unconjugated (bs-16345R) at 1:400 overnight at 4°C, followed by operating according to SP Kit(Rabbit) (sp-0023) instructions and DAB staining.



Paraformaldehyde-fixed, paraffin embedded (Mouse brain); Antigen retrieval by boiling in sodium citrate buffer (pH6.0) for 15min; Block endogenous peroxidase by 3% hydrogen peroxide for 20 minutes; Blocking buffer (normal goat serum) at 37°C for 30min; Antibody incubation with (GSTT4) Polyclonal Antibody, Unconjugated (bs-16345R) at 1:400 overnight at 4°C, followed by operating according to SP Kit(Rabbit) (sp-0023) instructions and DAB staining.