

ACE2 (NCOVID / SARS Receptor) Antibody (N-term)
Purified Rabbit Polyclonal Antibody (Pab)
Catalog # AP6020b

Specification

ACE2 (NCOVID / SARS Receptor) Antibody (N-term) - Product Information

Application	WB, IHC-P,E
Primary Accession	Q9BYF1
Reactivity	Human
Host	Rabbit
Clonality	Polyclonal
Isotype	Rabbit Ig
Antigen Region	59-90

ACE2 (NCOVID / SARS Receptor) Antibody (N-term) - Additional Information

Gene ID 59272

Other Names

Angiotensin-converting enzyme 2, ACE-related carboxypeptidase, Angiotensin-converting enzyme homolog, ACEH, Metalloprotease MPROT15, Processed angiotensin-converting enzyme 2, ACE2, Coronavirus receptor, COVID receptor, SARS reeptor, COVID-19 Receptor, COVID19 receptor

Target/Specificity

This ACE2 (SARS Receptor) antibody is generated from rabbits immunized with a KLH conjugated synthetic peptide between 59-90 amino acids from the N-terminal region of human ACE2 (SARS Receptor).

Dilution

WB~~1:1000
IHC-P~~1:50~100

Format


Purified polyclonal antibody supplied in PBS with 0.09% (W/V) sodium azide. This antibody is prepared by Saturated Ammonium Sulfate (SAS) precipitation followed by dialysis against PBS.

Storage

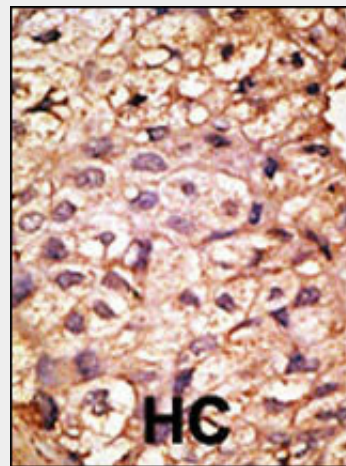
Maintain refrigerated at 2-8°C for up to 2 weeks. For long term storage store at -20°C in small aliquots to prevent freeze-thaw cycles.

Precautions

ACE2 (NCOVID / SARS Receptor) Antibody (N-term) is for research use only and not for use in diagnostic or therapeutic procedures.



Western blot analysis of anti-ACE2 (SARS Receptor) Antibody (N-term)(Cat.#AP6020b) in K562 cell line lysates (35ug/lane). ACE2(arrow) was detected using the purified Pab.



Formalin-fixed and paraffin-embedded human cancer tissue reacted with the primary antibody, which was peroxidase-conjugated to the secondary antibody, followed by AEC staining. This data demonstrates the use of this antibody for immunohistochemistry; clinical relevance has not been evaluated. BC = breast carcinoma; HC = hepatocarcinoma.

ACE2 (NCOVID / SARS Receptor) Antibody (N-term) - Protein Information

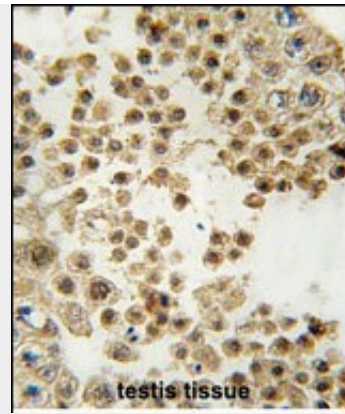
Name ACE2 ([HGNC:13557](#))

Function

Essential counter-regulatory carboxypeptidase of the renin-angiotensin hormone system that is a critical regulator of blood volume, systemic vascular resistance, and thus cardiovascular homeostasis (PubMed: [27217402](http://www.uniprot.org/citations/27217402)). Converts angiotensin I to angiotensin 1-9, a nine-amino acid peptide with anti-hypertrophic effects in cardiomyocytes, and angiotensin II to angiotensin 1-7, which then acts as a beneficial vasodilator and anti-proliferation agent, counterbalancing the actions of the vasoconstrictor angiotensin II (PubMed: [10969042](http://www.uniprot.org/citations/10969042)). Also removes the C-terminal residue from three other vasoactive peptides, neurotensin, kinetensin, and des-Arg bradykinin, but is not active on bradykinin (PubMed: [10969042](http://www.uniprot.org/citations/10969042)). Also cleaves other biological peptides, such as apelins (apelin-13, [Pyr1]apelin-13, apelin-17, apelin-36), casomorphins (beta-casomorphin-7, neocasomorphin) and dynorphin A with high efficiency (PubMed: [11815627](http://www.uniprot.org/citations/11815627)). In addition, ACE2 C-terminus is homologous to collectrin and is responsible for the trafficking of the neutral amino acid transporter SL6A19 to the plasma membrane of gut epithelial cells via direct interaction, regulating its expression on the cell surface and its catalytic activity (PubMed: [18424768](http://www.uniprot.org/citations/18424768)). (PubMed: [19185582](http://www.uniprot.org/citations/19185582)).

Cellular Location

[Processed angiotensin-converting enzyme 2]: Secreted



Formalin-fixed and paraffin-embedded human testis tissue reacted with ACE2 (SARS Receptor) Antibody (N-term) (Cat.#AP6020b), which was peroxidase-conjugated to the secondary antibody, followed by DAB staining. This data demonstrates the use of this antibody for immunohistochemistry; clinical relevance has not been evaluated.

ACE2 (NCOVID / SARS Receptor) Antibody (N-term) - Background

ACE2 cDNA encodes a deduced 805-amino acid protein containing a potential 17-amino acid N-terminal signal peptide and a putative 22-amino acid C-terminal membrane anchor. It also possesses a zinc metalloprotease consensus sequence and a conserved glutamine residue that may function as a third zinc ligand. ACE2 is expressed predominantly in vascular endothelial cells of the heart and kidney. ACE converts angiotensin I to angiotensin II, ACE2 converts angiotensin I to angiotensin 1-9, which has 9 amino acids. Angiotensin II is a potent blood vessel constrictor, while angiotensin 1-9 does not impact blood vessels but is cleaved by ACE to a shorter peptide, angiotensin 1-7, which is a blood vessel dilator. Spike (S) proteins of coronaviruses, including the SARS coronavirus, bind with cellular receptors to mediate infection of target cells. ACE2 binds the S1 domain of the SARS coronavirus S protein. SARS coronavirus replicates efficiently on ACE2-transfected but not mock-transfected 293T cells. Anti-ACE2 but not anti-ACE1 antibody blocks viral replication on Vero E6 cells. It has been proposed that ACE2 is a functional receptor for SARS coronavirus.

ACE2 (NCOVID / SARS Receptor) Antibody (N-term) - References

- Douglas, G.C., et al., *Endocrinology* 145(10):4703-4711 (2004).
- Turner, A.J., et al., *Trends Pharmacol. Sci.* 25(6):291-294 (2004).
- Towler, P., et al., *J. Biol. Chem.* 279(17):17996-18007 (2004).
- Wong, S.K., et al., *J. Biol. Chem.* 279(5):3197-3201 (2004).
- Li, W., et al., *Nature* 426(6965):450-454 (2003).

Tissue Location

Expressed in endothelial cells from small and large arteries, and in arterial smooth muscle cells (at protein level) (PubMed:15141377). Expressed in lung alveolar epithelial cells, enterocytes of the small intestine, Leydig cells and Sertoli cells (at protein level) (PubMed:15141377). Expressed in the renal proximal tubule and the small intestine (at protein level) (PubMed:18424768) Expressed in heart, kidney, testis, and gastrointestinal system (PubMed:10969042, PubMed:10924499, PubMed:15231706, PubMed:12459472, PubMed:15671045).

**ACE2 (NCOVID / SARS Receptor)
Antibody (N-term) - Protocols**

Provided below are standard protocols that you may find useful for product applications.

- [Western Blot](#)
- [Blocking Peptides](#)
- [Dot Blot](#)
- [Immunohistochemistry](#)
- [Immunofluorescence](#)
- [Immunoprecipitation](#)
- [Flow Cytometry](#)
- [Cell Culture](#)