

HSP 90 (Acetyl Lys292/284) Polyclonal Antibody
Catalog # AP63226**Specification****HSP 90 (Acetyl Lys292/284) Polyclonal Antibody - Product Information**

Application	WB, IHC-P
Primary Accession	P07900
Reactivity	Human, Mouse, Rat
Host	Rabbit
Clonality	Polyclonal

HSP 90 (Acetyl Lys292/284) Polyclonal Antibody - Additional Information**Gene ID** 3320**Other Names**

HSP90AA1; HSP90A; HSPC1; HSPCA; Heat shock protein HSP 90-alpha; Heat shock 86 kDa; HSP 86; HSP86; Renal carcinoma antigen NY-REN-38; HSP90AB1; HSP90B; HSPC2; HSPCB; Heat shock protein HSP 90-beta; HSP 90; Heat shock 84 kDa; HSP 84; HSP84

Dilution

WB~~Western Blot: 1/500 - 1/2000. IHC-p: 1:100-300 ELISA: 1/20000. Not yet tested in other applications.
IHC-P~~N/A

Format

Liquid in PBS containing 50% glycerol, 0.5% BSA and 0.09% (W/V) sodium azide.

Storage Conditions

-20°C

HSP 90 (Acetyl Lys292/284) Polyclonal Antibody - Protein Information**Name** HSP90AA1 ([HGNC:5253](#))**Synonyms** HSP90A, HSPC1, HSPCA**Function**

Molecular chaperone that promotes the maturation, structural maintenance and proper regulation of specific target proteins involved for instance in cell cycle control and signal transduction. Undergoes a functional cycle that is linked to its ATPase activity which is essential for its chaperone activity. This cycle probably induces conformational changes in the client proteins, thereby causing their activation. Interacts dynamically with various co-chaperones that modulate its substrate recognition, ATPase cycle and chaperone function (PubMed:11274138, PubMed:12526792, PubMed:15577939, PubMed:15937123, PubMed:<a

[27353360](http://www.uniprot.org/citations/27353360), PubMed: [29127155](http://www.uniprot.org/citations/29127155)). Engages with a range of client protein classes via its interaction with various co-chaperone proteins or complexes, that act as adapters, simultaneously able to interact with the specific client and the central chaperone itself (PubMed: [29127155](http://www.uniprot.org/citations/29127155)). Recruitment of ATP and co-chaperone followed by client protein forms a functional chaperone. After the completion of the chaperoning process, properly folded client protein and co-chaperone leave HSP90 in an ADP-bound partially open conformation and finally, ADP is released from HSP90 which acquires an open conformation for the next cycle (PubMed: [26991466](http://www.uniprot.org/citations/26991466), PubMed: [27295069](http://www.uniprot.org/citations/27295069)). Plays a critical role in mitochondrial import, delivers preproteins to the mitochondrial import receptor TOMM70 (PubMed: [12526792](http://www.uniprot.org/citations/12526792)). Apart from its chaperone activity, it also plays a role in the regulation of the transcription machinery. HSP90 and its co-chaperones modulate transcription at least at three different levels (PubMed: [25973397](http://www.uniprot.org/citations/25973397)). In the first place, they alter the steady-state levels of certain transcription factors in response to various physiological cues (PubMed: [25973397](http://www.uniprot.org/citations/25973397)). Second, they modulate the activity of certain epigenetic modifiers, such as histone deacetylases or DNA methyl transferases, and thereby respond to the change in the environment (PubMed: [25973397](http://www.uniprot.org/citations/25973397)). Third, they participate in the eviction of histones from the promoter region of certain genes and thereby turn on gene expression (PubMed: [25973397](http://www.uniprot.org/citations/25973397)). Binds bacterial lipopolysaccharide (LPS) and mediates LPS-induced inflammatory response, including TNF secretion by monocytes (PubMed: [11276205](http://www.uniprot.org/citations/11276205)). Antagonizes STUB1-mediated inhibition of TGF-beta signaling via inhibition of STUB1-mediated SMAD3 ubiquitination and degradation (PubMed: [24613385](http://www.uniprot.org/citations/24613385)). Mediates the association of TOMM70 with IRF3 or TBK1 in mitochondrial outer membrane which promotes host antiviral response (PubMed: [20628368](http://www.uniprot.org/citations/20628368), PubMed: [25609812](http://www.uniprot.org/citations/25609812)).

Cellular Location


Nucleus {ECO:0000250|UniProtKB:P07901}. Cytoplasm {ECO:0000250|UniProtKB:P07901}. Melanosome. Cell membrane. Mitochondrion. Note=Identified by mass spectrometry in melanosome fractions from stage I to stage IV


HSP 90 (Acetyl Lys292/284) Polyclonal Antibody - Protocols

Provided below are standard protocols that you may find useful for product applications.

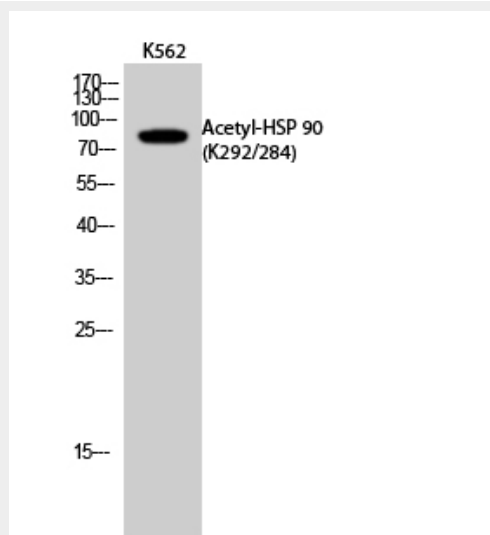
- [Western Blot](#)
- [Blocking Peptides](#)
- [Dot Blot](#)
- [Immunohistochemistry](#)
- [Immunofluorescence](#)
- [Immunoprecipitation](#)
- [Flow Cytometry](#)
- [Cell Culture](#)

HSP 90 (Acetyl Lys292/284) Polyclonal Antibody - Images

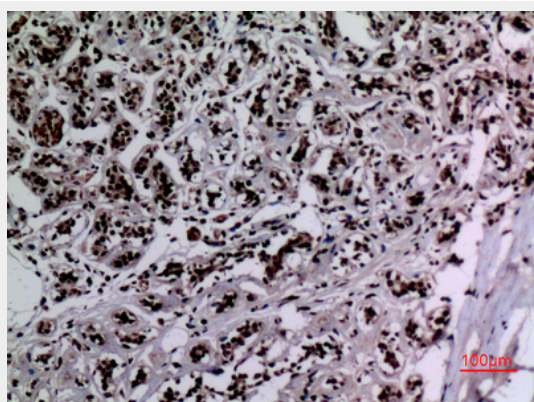




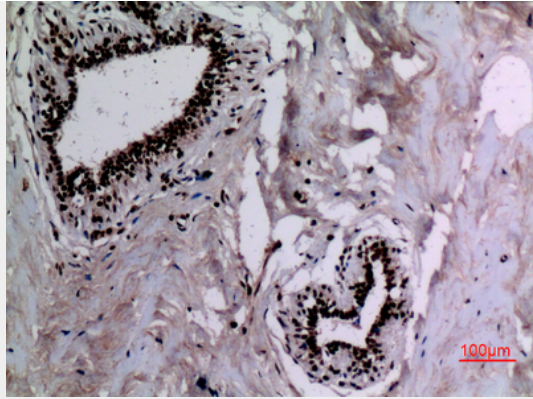
Western Blot analysis of K562 cells using Acetyl-HSP 90 (K292/284) Polyclonal Antibody.. Secondary antibody was diluted at 1:20000



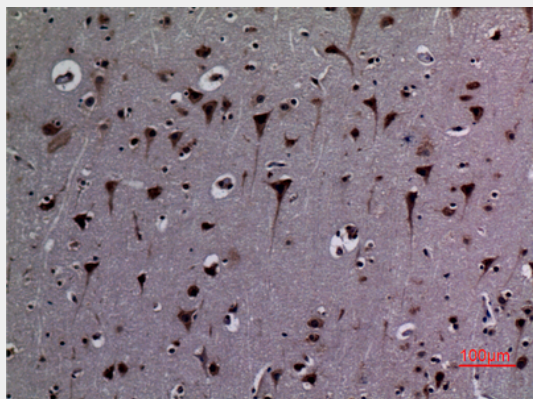
Western Blot analysis of K562 cells using Acetyl-HSP 90 (K292/284) Polyclonal Antibody. Secondary antibody was diluted at 1:20000



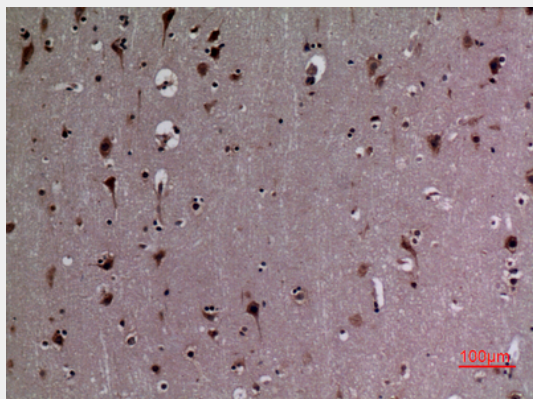
Immunohistochemical analysis of paraffin-embedded human-breast, antibody was diluted at 1:100



Immunohistochemical analysis of paraffin-embedded human-breast, antibody was diluted at 1:100



Immunohistochemical analysis of paraffin-embedded human-brain, antibody was diluted at 1:100



Immunohistochemical analysis of paraffin-embedded human-brain, antibody was diluted at 1:100

HSP 90 (Acetyl Lys292/284) Polyclonal Antibody - Background

Molecular chaperone that promotes the maturation, structural maintenance and proper regulation of specific target proteins involved for instance in cell cycle control and signal transduction. Undergoes a functional cycle that is linked to its ATPase activity which is essential for its chaperone activity. This cycle probably induces conformational changes in the client proteins, thereby causing their activation. Interacts dynamically with various co-chaperones that modulate its substrate recognition, ATPase cycle and chaperone function (PubMed:11274138, PubMed:15577939, PubMed:15937123, PubMed:27353360, PubMed:29127155). Engages with a range of client protein classes via its interaction with various co-chaperone proteins or complexes, that act as adapters, simultaneously able to interact with the specific client and the central chaperone itself

(PubMed:29127155). Recruitment of ATP and co-chaperone followed by client protein forms a functional chaperone. After the completion of the chaperoning process, properly folded client protein and co- chaperone leave HSP90 in an ADP-bound partially open conformation and finally, ADP is released from HSP90 which acquires an open conformation for the next cycle (PubMed:27295069, PubMed:26991466). Apart from its chaperone activity, it also plays a role in the regulation of the transcription machinery. HSP90 and its co-chaperones modulate transcription at least at three different levels (PubMed:25973397). In the first place, they alter the steady-state levels of certain transcription factors in response to various physiological cues(PubMed:25973397). Second, they modulate the activity of certain epigenetic modifiers, such as histone deacetylases or DNA methyl transferases, and thereby respond to the change in the environment (PubMed:25973397). Third, they participate in the eviction of histones from the promoter region of certain genes and thereby turn on gene expression (PubMed:25973397). Binds bacterial lipopolysaccharide (LPS) and mediates LPS-induced inflammatory response, including TNF secretion by monocytes (PubMed:11276205). Antagonizes STUB1- mediated inhibition of TGF-beta signaling via inhibition of STUB1- mediated SMAD3 ubiquitination and degradation (PubMed:24613385).