

**Transferrin Monoclonal Antibody(10G3)**  
**Catalog # AP63655****Specification**

---

**Transferrin Monoclonal Antibody(10G3) - Product Information**

Application	WB, IHC-P
Primary Accession	<a href="#">P02787</a>
Reactivity	Human
Host	Mouse
Clonality	Monoclonal

**Transferrin Monoclonal Antibody(10G3) - Additional Information****Gene ID** 7018**Other Names**

TF; Serotransferrin; Transferrin; Beta-1 metal-binding globulin; Siderophilin

**Dilution**

WB~~WB 1:2000-5000, IHC 1:100-200

IHC-P~~N/A

**Format**

Liquid in PBS containing 50% glycerol, 0.5% BSA and 0.09% (W/V) sodium azide.

**Storage Conditions**

-20°C

**Transferrin Monoclonal Antibody(10G3) - Protein Information****Name** TF ([HGNC:11740](#))**Function**

Transferrins are iron binding transport proteins which can bind two Fe(3+) ions in association with the binding of an anion, usually bicarbonate. It is responsible for the transport of iron from sites of absorption and heme degradation to those of storage and utilization. Serum transferrin may also have a further role in stimulating cell proliferation. (Microbial infection) Serves as an iron source for parasite *T.brucei* (strain 427), which capture TF via its own transferrin receptor ESAG6:ESAG7 and extract its iron for its own use.

**Cellular Location**

Secreted.

**Tissue Location**

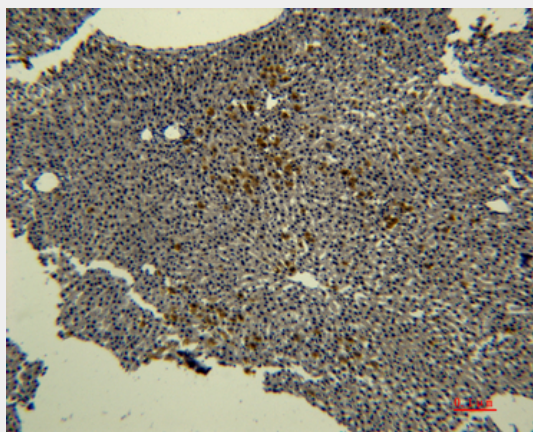
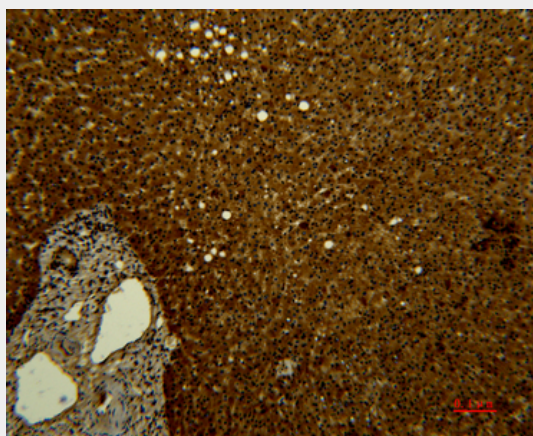
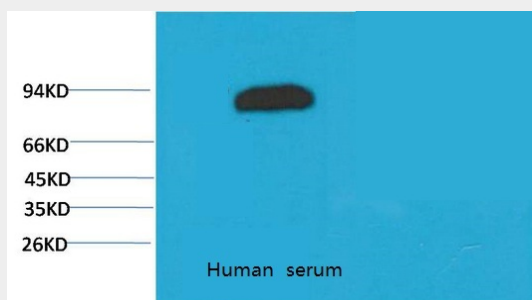
Expressed by the liver and secreted in plasma.

## Transferrin Monoclonal Antibody(10G3) - Protocols

Provided below are standard protocols that you may find useful for product applications.

- [Western Blot](#)
- [Blocking Peptides](#)
- [Dot Blot](#)
- [Immunohistochemistry](#)
- [Immunofluorescence](#)
- [Immunoprecipitation](#)
- [Flow Cytometry](#)
- [Cell Culture](#)

## Transferrin Monoclonal Antibody(10G3) - Images



### **Transferrin Monoclonal Antibody(10G3) - Background**

Transferrins are iron binding transport proteins which can bind two  $\text{Fe}(3+)$  ions in association with the binding of an anion, usually bicarbonate. It is responsible for the transport of iron from sites of absorption and heme degradation to those of storage and utilization. Serum transferrin may also have a further role in stimulating cell proliferation.