

**Dnmt3b Polyclonal Antibody**  
**Catalog # AP69571****Specification**

---

**Dnmt3b Polyclonal Antibody - Product Information**

Application	WB
Primary Accession	<a href="#">Q9UBC3</a>
Reactivity	Human, Chicken
Host	Rabbit
Clonality	Polyclonal

**Dnmt3b Polyclonal Antibody - Additional Information****Gene ID** 1789**Other Names**

DNMT3B; DNA (cytosine-5)-methyltransferase 3B; Dnmt3b; DNA methyltransferase HsallIB; DNA MTase HsallIB; M.HsallIB

**Dilution**

WB~~Western Blot: 1/500 - 1/2000. Immunohistochemistry: 1/100 - 1/300. Immunofluorescence: 1/200 - 1/1000. ELISA: 1/20000. Not yet tested in other applications.

**Format**

Liquid in PBS containing 50% glycerol, 0.5% BSA and 0.09% (W/V) sodium azide.

**Storage Conditions**

-20°C

**Dnmt3b Polyclonal Antibody - Protein Information****Name** DNMT3B**Function**

Required for genome-wide de novo methylation and is essential for the establishment of DNA methylation patterns during development. DNA methylation is coordinated with methylation of histones. May preferentially methylates nucleosomal DNA within the nucleosome core region. May function as transcriptional co-repressor by associating with CBX4 and independently of DNA methylation. Seems to be involved in gene silencing (By similarity). In association with DNMT1 and via the recruitment of CTCFL/BORIS, involved in activation of BAG1 gene expression by modulating dimethylation of promoter histone H3 at H3K4 and H3K9. Isoforms 4 and 5 are probably not functional due to the deletion of two conserved methyltransferase motifs. Functions as a transcriptional corepressor by associating with ZHX1. Required for DUX4 silencing in somatic cells (PubMed:<a href="http://www.uniprot.org/citations/27153398" target="\_blank">27153398</a>).

**Cellular Location**

Nucleus

### Tissue Location

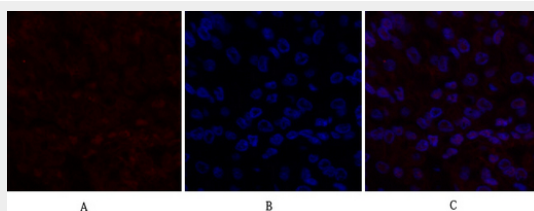
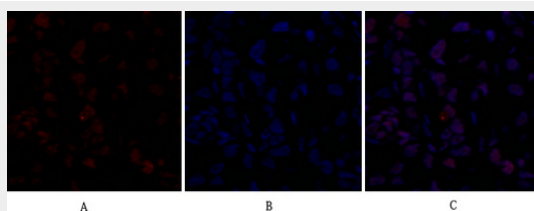
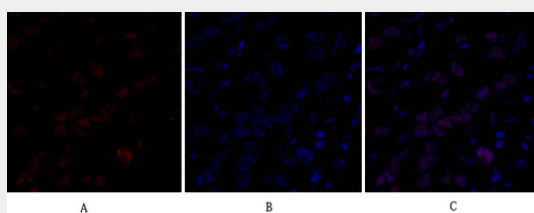
Ubiquitous; highly expressed in fetal liver, heart, kidney, placenta, and at lower levels in spleen, colon, brain, liver, small intestine, lung, peripheral blood mononuclear cells, and skeletal muscle. Isoform 1 is expressed in all tissues except brain, skeletal muscle and PBMC, 3 is ubiquitous, 4 is expressed in all tissues except brain, skeletal muscle, lung and prostate and 5 is detectable only in testis and at very low level in brain and prostate

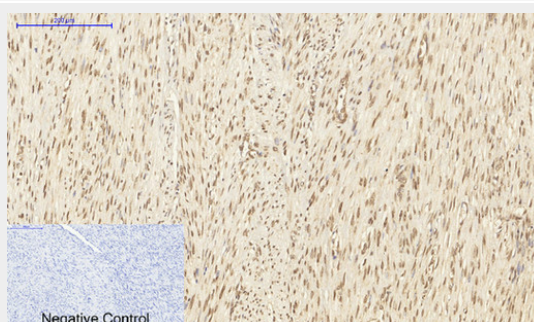
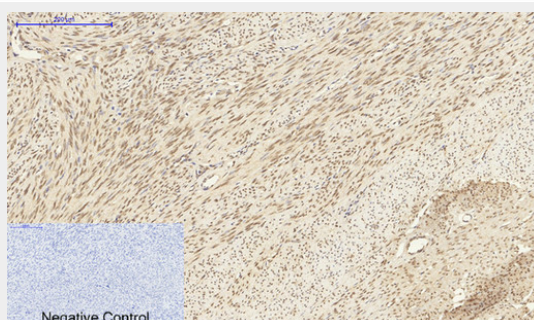
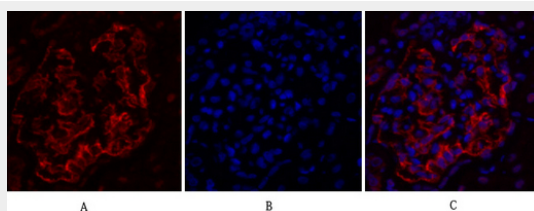
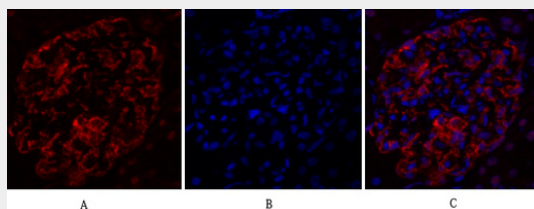
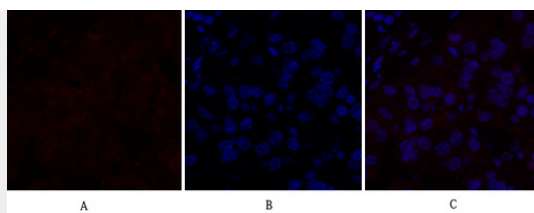
### Dnmt3b Polyclonal Antibody - Protocols

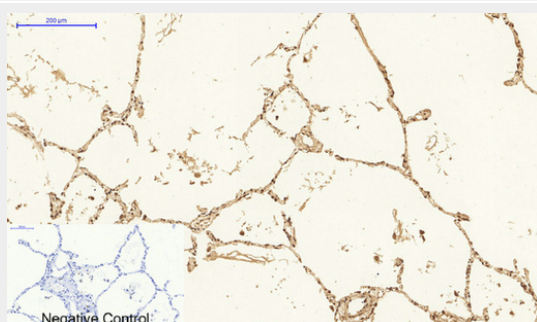
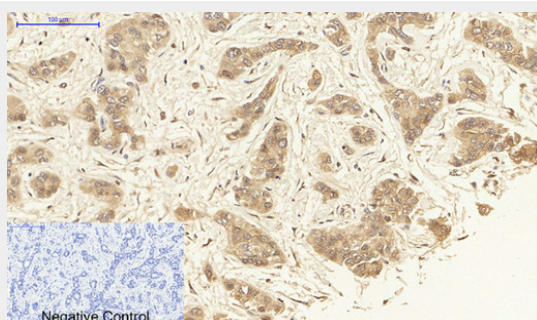
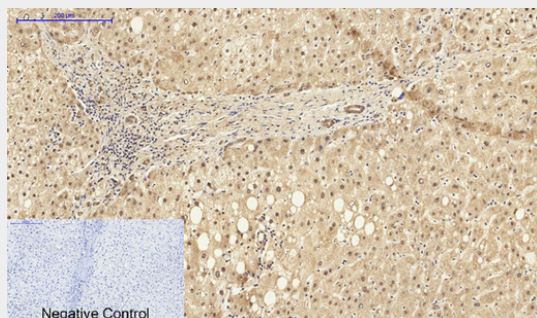
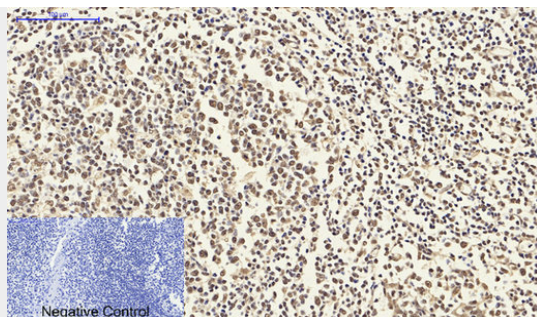
Provided below are standard protocols that you may find useful for product applications.

- [Western Blot](#)
- [Blocking Peptides](#)
- [Dot Blot](#)
- [Immunohistochemistry](#)
- [Immunofluorescence](#)
- [Immunoprecipitation](#)
- [Flow Cytometry](#)
- [Cell Culture](#)

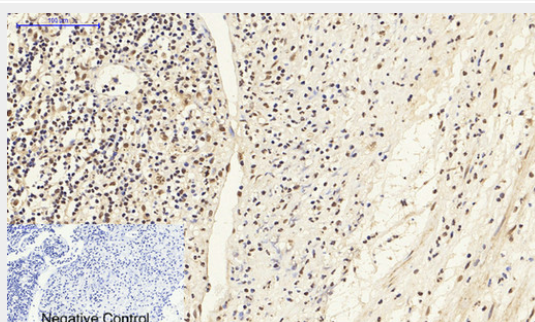
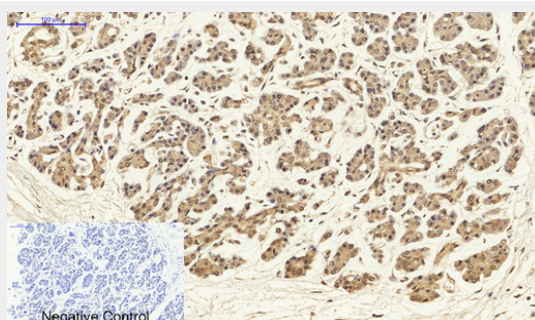
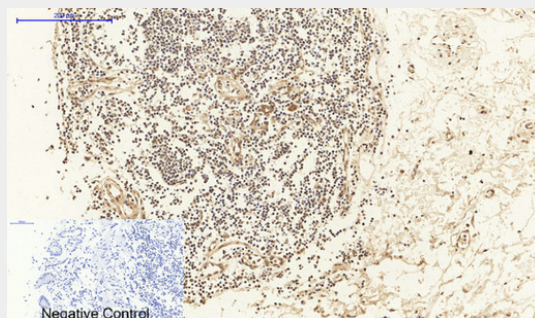
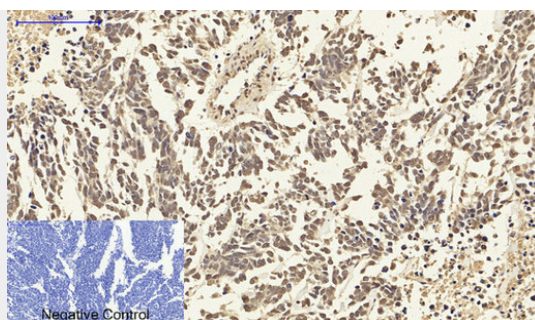
### Dnmt3b Polyclonal Antibody - Images

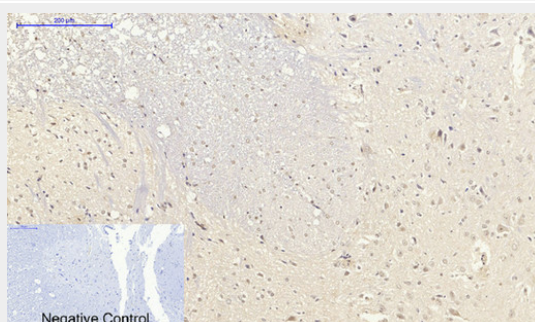
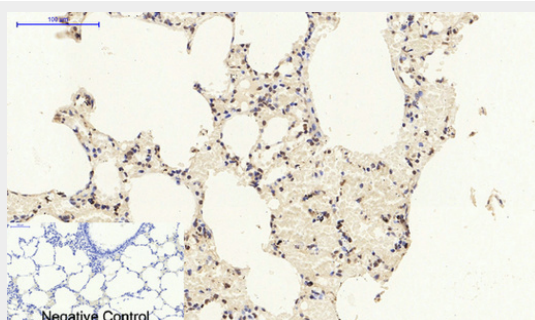
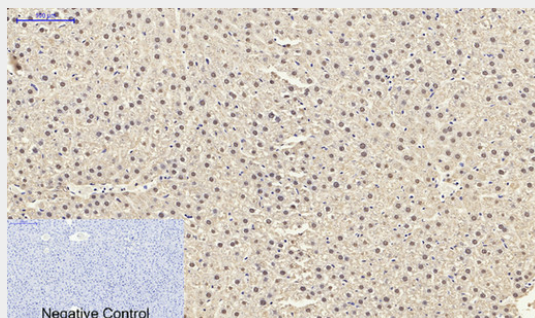
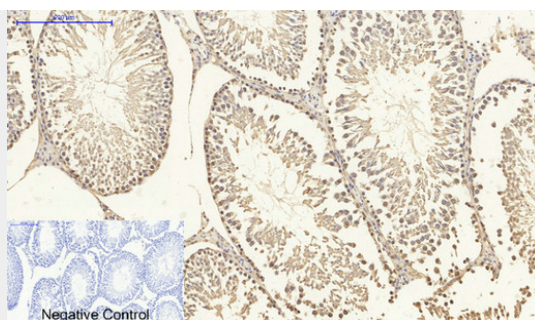




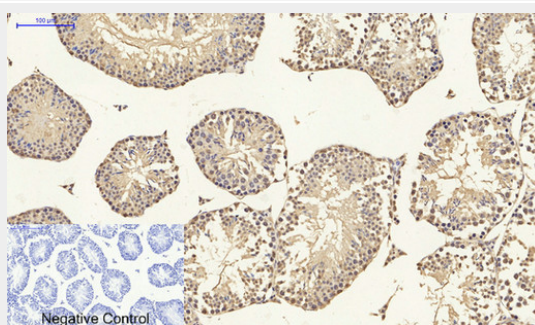
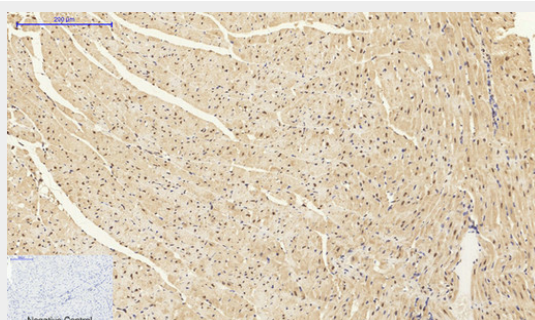
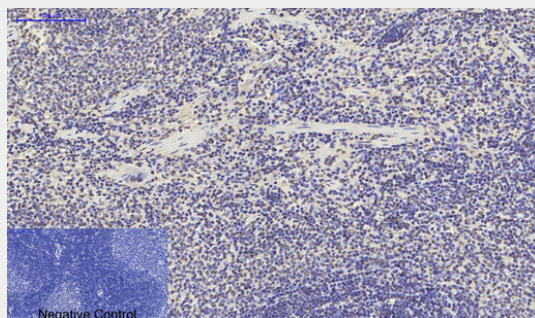
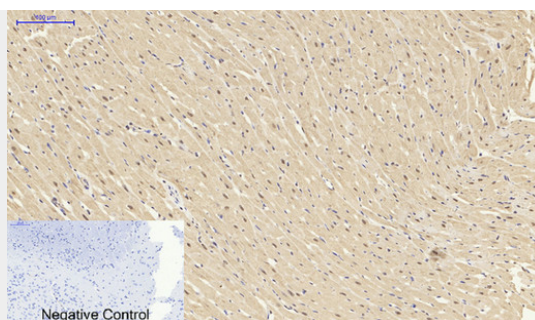


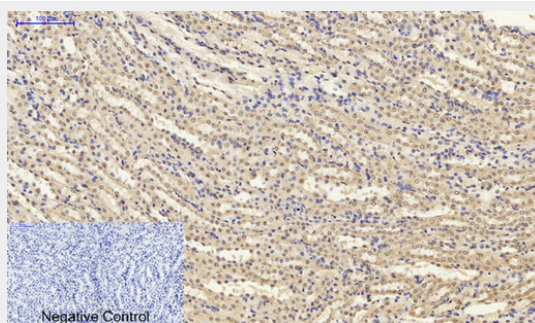
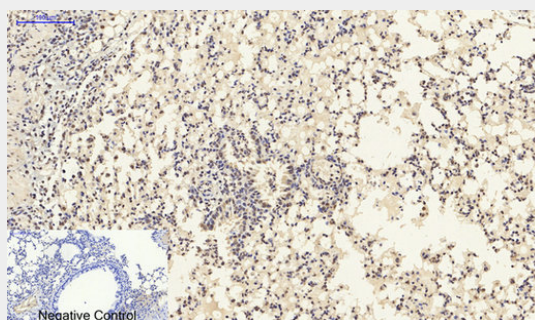
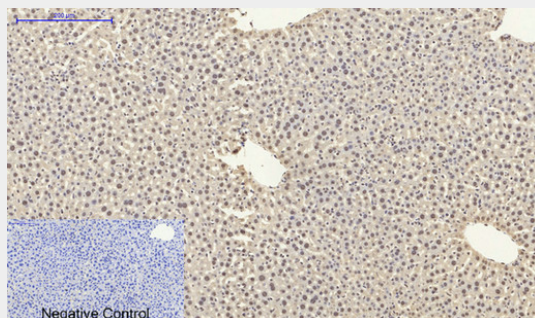
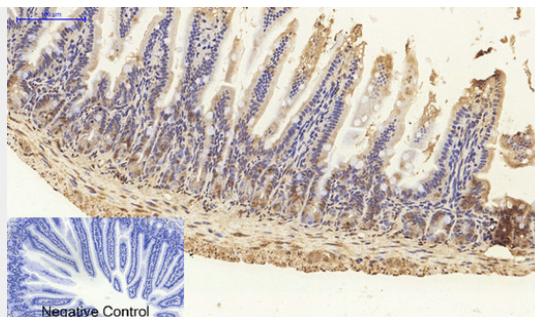




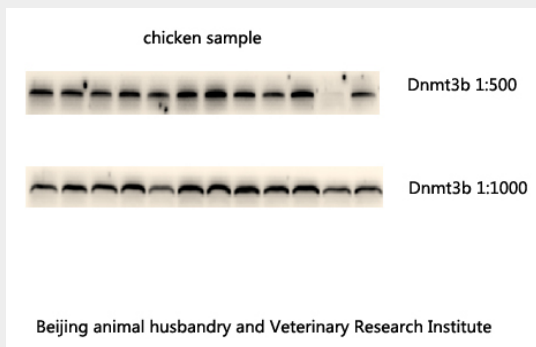

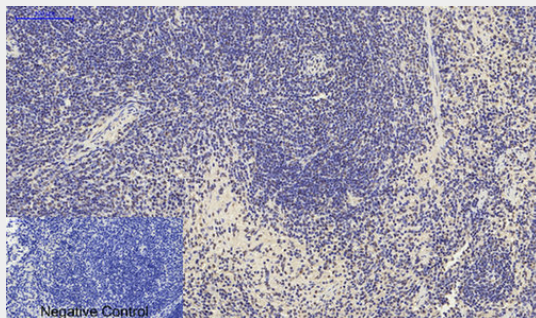
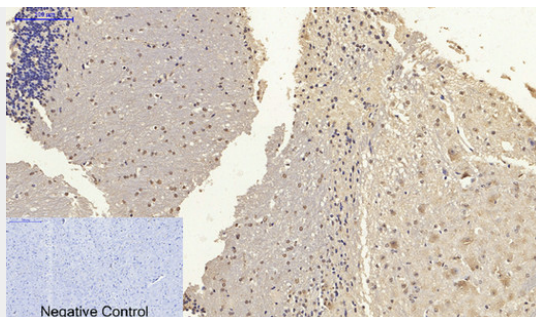












**Dnmt3b Polyclonal Antibody - Background**

Required for genome-wide de novo methylation and is essential for the establishment of DNA methylation patterns during development. DNA methylation is coordinated with methylation of histones. May preferentially methylates nucleosomal DNA within the nucleosome core region. May function as transcriptional co- repressor by associating with CBX4 and independently of DNA methylation. Seems to be involved in gene silencing (By similarity). In association with DNMT1 and via the recruitment of CTCFL/BORIS, involved in activation of BAG1 gene expression by modulating dimethylation of promoter histone H3 at H3K4 and H3K9. Isoforms 4 and 5 are probably not functional due to the deletion of two conserved methyltransferase motifs. Function as transcriptional corepressor by associating with ZHX1. Required for DUX4 silencing in somatic cells (PubMed:27153398).