

IL-17RC Polyclonal Antibody
Catalog # AP70500**Specification****IL-17RC Polyclonal Antibody - Product Information**

Application	WB
Primary Accession	Q8NAC3
Reactivity	Human
Host	Rabbit
Clonality	Polyclonal

IL-17RC Polyclonal Antibody - Additional Information**Gene ID** 84818**Other Names**

IL17RC; Interleukin-17 receptor C; IL-17 receptor C; IL-17RC; Interleukin-17 receptor homolog; IL17Rhom; Interleukin-17 receptor-like protein; IL-17RL; ZcytoR14

Dilution

WB~~Western Blot: 1/500 - 1/2000. ELISA: 1/20000. Not yet tested in other applications.

Format

Liquid in PBS containing 50% glycerol, 0.5% BSA and 0.09% (W/V) sodium azide.

Storage Conditions

-20°C

IL-17RC Polyclonal Antibody - Protein Information**Name** IL17RC**Function**

Receptor for IL17A and IL17F, major effector cytokines of innate and adaptive immune system involved in antimicrobial host defense and maintenance of tissue integrity (By similarity). Receptor for IL17A and IL17F, major effector cytokines of innate and adaptive immune system involved in antimicrobial host defense and maintenance of tissue integrity. Receptor for IL17A and IL17F homodimers as part of a heterodimeric complex with IL17RA (PubMed:16785495). Receptor for the heterodimer formed by IL17A and IL17B as part of a heterodimeric complex with IL17RA (PubMed:18684971). Has also been shown to be the cognate receptor for IL17F and to bind IL17A with high affinity without the need for IL17RA (PubMed:17911633). Upon binding of IL17F homodimer triggers downstream activation of TRAF6 and NF-kappa-B signaling pathway (PubMed:16785495, PubMed:32187518). Induces transcriptional activation of IL33, a potent cytokine that stimulates group 2 innate lymphoid cells

and adaptive T-helper 2 cells involved in pulmonary allergic response to fungi (By similarity). Promotes sympathetic innervation of peripheral organs by coordinating the communication between gamma-delta T cells and parenchymal cells. Stimulates sympathetic innervation of thermogenic adipose tissue by driving TGFB1 expression (By similarity). Binding of IL17A-IL17F to IL17RA-IL17RC heterodimeric receptor complex triggers homotypic interaction of IL17RA and IL17RC chains with TRAF3IP2 adapter through SEFIR domains. This leads to downstream TRAF6-mediated activation of NF-kappa-B and MAPkinase pathways ultimately resulting in transcriptional activation of cytokines, chemokines, antimicrobial peptides and matrix metalloproteinases, with potential strong immune inflammation (PubMed:17911633, PubMed:18684971). Primarily induces neutrophil activation and recruitment at infection and inflammatory sites (By similarity). Stimulates the production of antimicrobial beta-defensins DEFB1, DEFB103A, and DEFB104A by mucosal epithelial cells, limiting the entry of microbes through the epithelial barriers (By similarity).

Cellular Location

Cell membrane; Single-pass type I membrane protein. Note=Soluble isoforms may be produced

Tissue Location

Expressed in prostate, skeletal muscle, kidney and placenta (at protein level) (PubMed:11706037). Expressed in brain, cartilage, colon, heart, intestine, kidney, liver, lung, muscle, placenta, and prostate (PubMed:11706037). Also detected in thyroid, trachea and adrenal gland (PubMed:17911633). Low expression in thymus and leukocytes (PubMed:11706037).

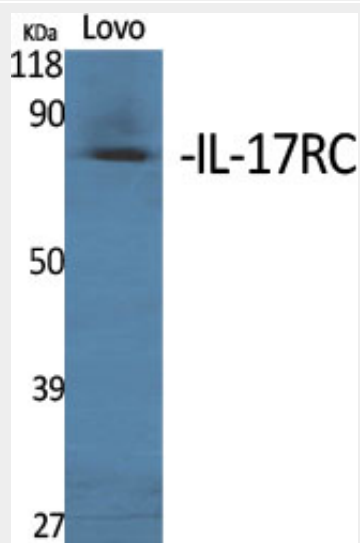
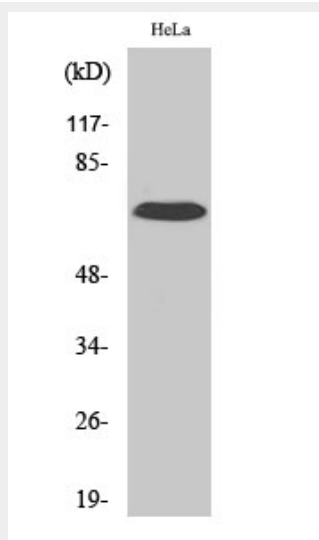
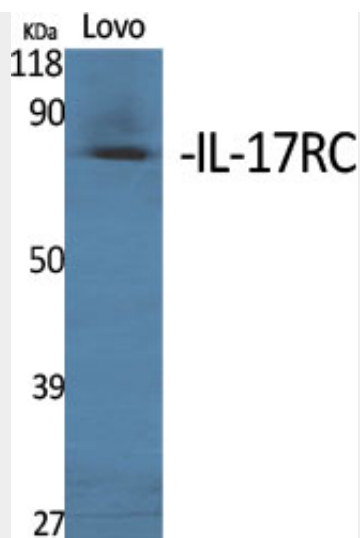
IL-17RC Polyclonal Antibody - Protocols

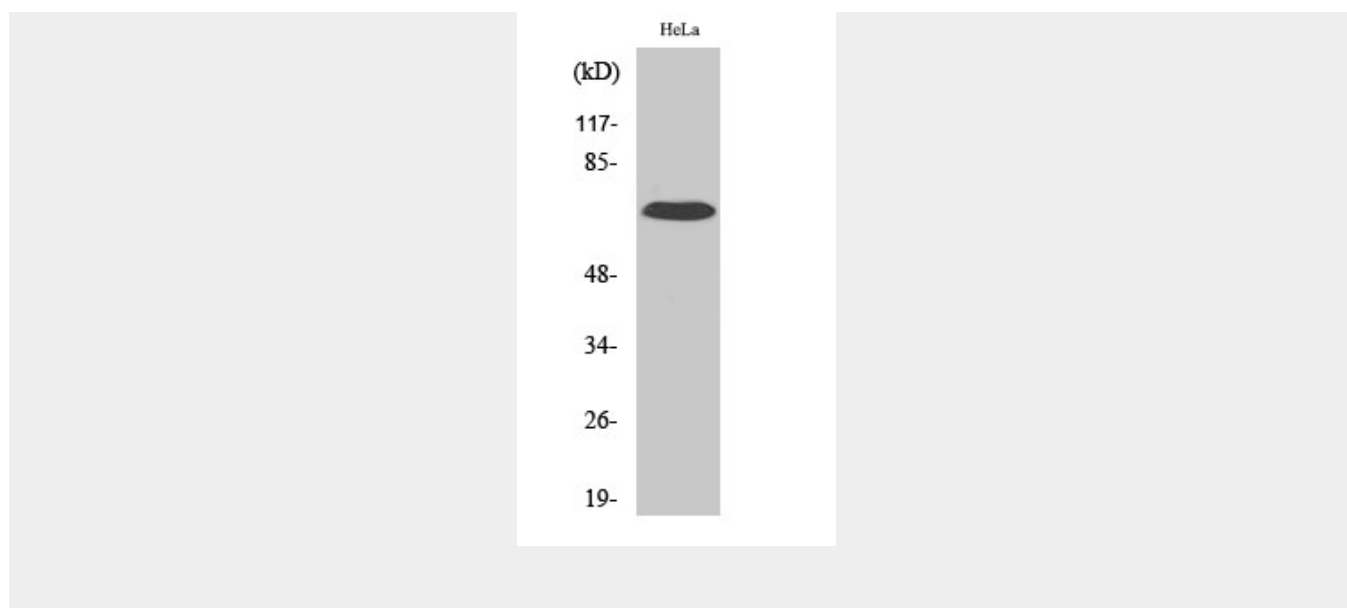
Provided below are standard protocols that you may find useful for product applications.

- [Western Blot](#)
- [Blocking Peptides](#)
- [Dot Blot](#)
- [Immunohistochemistry](#)
- [Immunofluorescence](#)
- [Immunoprecipitation](#)
- [Flow Cytometry](#)
- [Cell Culture](#)

IL-17RC Polyclonal Antibody - Images







IL-17RC Polyclonal Antibody - Background

Receptor for IL17A and IL17F homodimers as part of a heterodimeric complex with IL17RA (PubMed:16785495). Receptor for the heterodimer formed by IL17A and IL17B as part of a heterodimeric complex with IL17RA (PubMed:18684971). Has also been shown to be the cognate receptor for IL17F and to bind IL17A with high affinity without the need for IL17RA (PubMed:17911633). Activation of IL17RC leads to induction of expression of inflammatory chemokines and cytokines such as CXCL1 (PubMed:16785495).