

PPAR- α Polyclonal Antibody
Catalog # AP72018**Specification**

PPAR- α Polyclonal Antibody - Product Information

Application	WB, IHC-P, IF
Primary Accession	Q07869
Reactivity	Human, Mouse, Rat
Host	Rabbit
Clonality	Polyclonal

PPAR- α Polyclonal Antibody - Additional Information**Gene ID** 5465**Other Names**

PPARA; NR1C1; PPAR; Peroxisome proliferator-activated receptor alpha; PPAR-alpha; Nuclear receptor subfamily 1 group C member 1

DilutionWB~~WB 1:500-2000, ELISA 1:10000-20000 IHC 1:50-300
IHC-P~~N/A
IF~~1:50~200**Format**

Liquid in PBS containing 50% glycerol, 0.5% BSA and 0.09% (W/V) sodium azide.

Storage Conditions

-20°C

PPAR- α Polyclonal Antibody - Protein Information**Name** PPARA**Synonyms** NR1C1, PPAR**Function**

Ligand-activated transcription factor. Key regulator of lipid metabolism. Activated by the endogenous ligand 1-palmitoyl-2-oleoyl-sn- glycerol-3-phosphocholine (16:0/18:1-GPC). Activated by oleylethanolamide, a naturally occurring lipid that regulates satiety. Receptor for peroxisome proliferators such as hypolipidemic drugs and fatty acids. Regulates the peroxisomal beta-oxidation pathway of fatty acids. Functions as a transcription activator for the ACOX1 and P450 genes. Transactivation activity requires heterodimerization with RXRA and is antagonized by NR2C2. May be required for the propagation of clock information to metabolic pathways regulated by PER2.

Cellular Location

Nucleus.

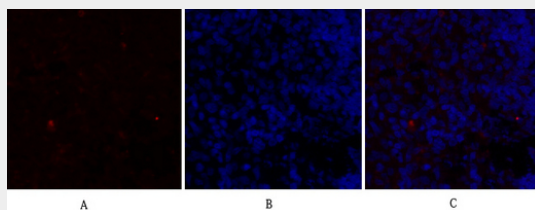
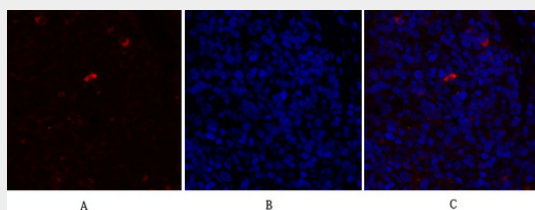
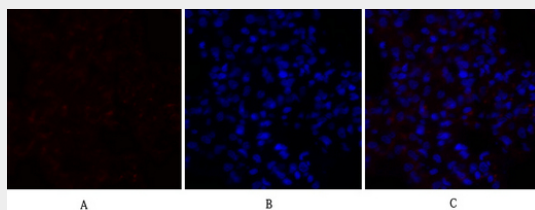
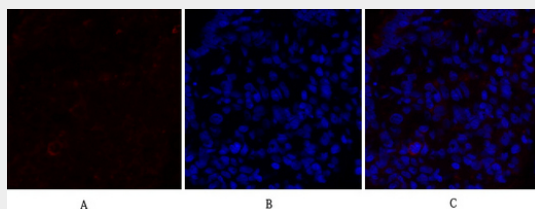
Tissue Location

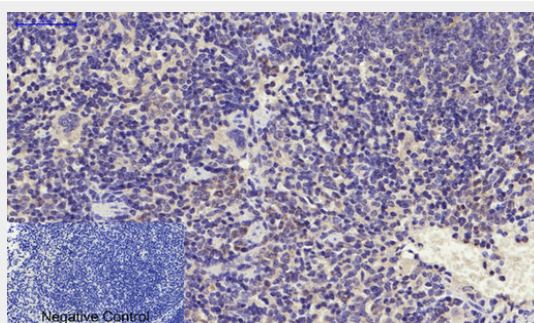
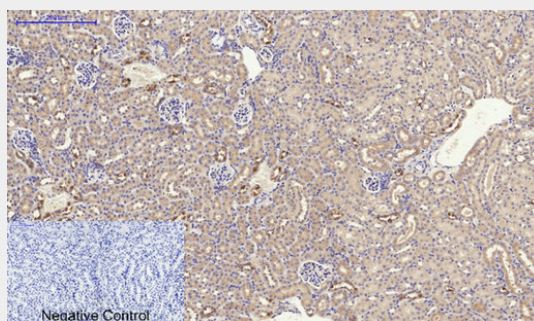
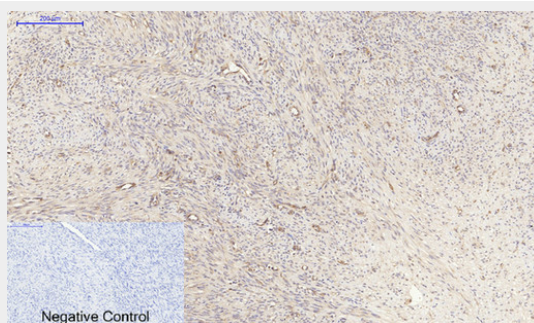
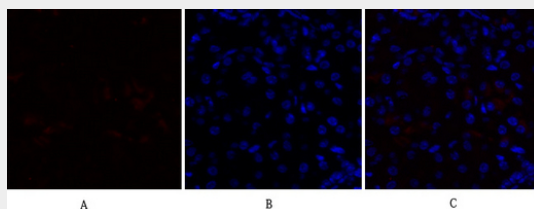
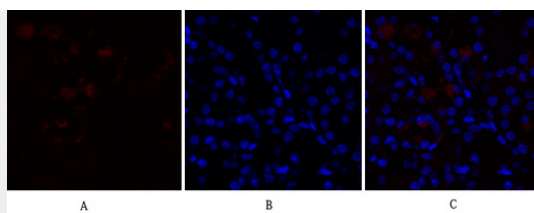
Skeletal muscle, liver, heart and kidney. Expressed in monocytes (PubMed:28167758).

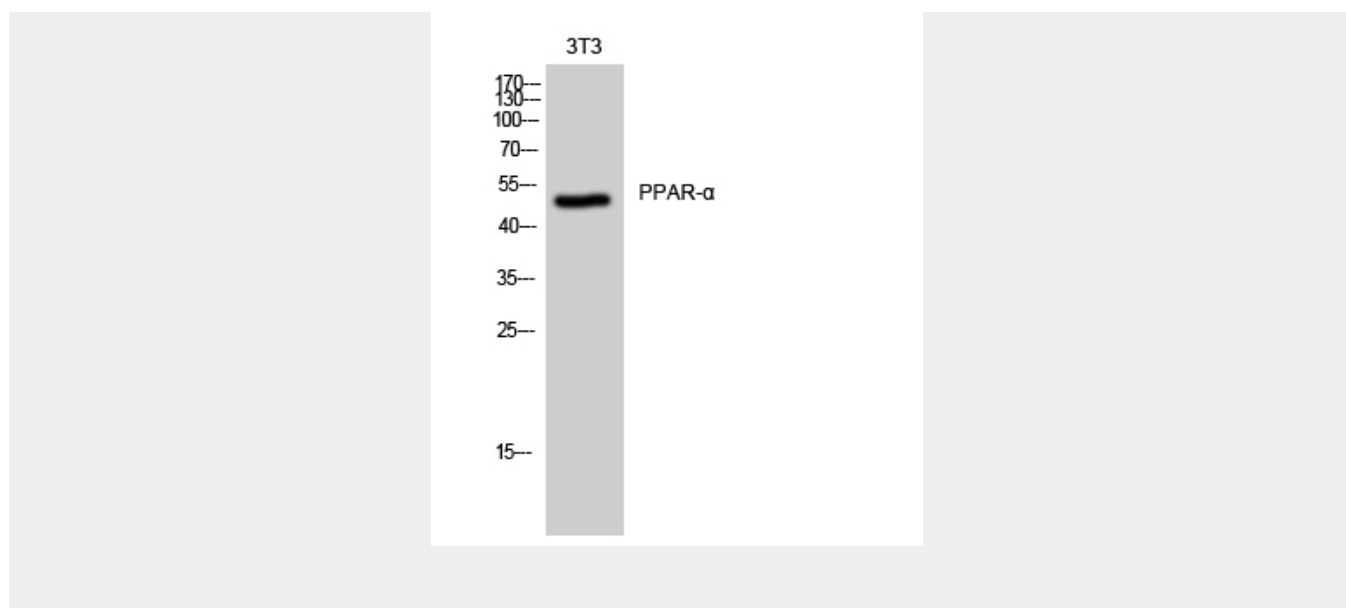
PPAR- α Polyclonal Antibody - Protocols

Provided below are standard protocols that you may find useful for product applications.

- [Western Blot](#)
- [Blocking Peptides](#)
- [Dot Blot](#)
- [Immunohistochemistry](#)
- [Immunofluorescence](#)
- [Immunoprecipitation](#)
- [Flow Cytometry](#)
- [Cell Culture](#)

PPAR- α Polyclonal Antibody - Images





PPAR-α Polyclonal Antibody - Background

Ligand-activated transcription factor. Key regulator of lipid metabolism. Activated by the endogenous ligand 1-palmitoyl- 2-oleoyl-sn-glycerol-3-phosphocholine (16:0/18:1-GPC). Activated by oleylethanolamide, a naturally occurring lipid that regulates satiety. Receptor for peroxisome proliferators such as hypolipidemic drugs and fatty acids. Regulates the peroxisomal beta-oxidation pathway of fatty acids. Functions as transcription activator for the ACOX1 and P450 genes. Transactivation activity requires heterodimerization with RXRA and is antagonized by NR2C2. May be required for the propagation of clock information to metabolic pathways regulated by PER2.