

Ub Polyclonal Antibody
Catalog # AP72976**Specification****Ub Polyclonal Antibody - Product Information**

Application	WB, IHC-P
Primary Accession	POCG47 , POCG48 , P62979 , P62987
Reactivity	Human, Mouse, Rat
Host	Rabbit
Clonality	Polyclonal

Ub Polyclonal Antibody - Additional Information**Other Names**

UBB; Polyubiquitin-B; UBC; Polyubiquitin-C; RPS27A; UBA80; UBCEP1; Ubiquitin-40S ribosomal protein S27a; Ubiquitin carboxyl extension protein 80; UBA52; UBCEP2; Ubiquitin-60S ribosomal protein L40; CEP52; Ubiquitin A-52 residue ribosomal pr

Dilution

WB~~Western Blot: 1/500 - 1/2000. Immunohistochemistry: 1/100 - 1/300. ELISA: 1/20000. Not yet tested in other applications.

IHC-P~~N/A

Format

Liquid in PBS containing 50% glycerol, 0.5% BSA and 0.09% (W/V) sodium azide.


Storage Conditions


-20°C

Ub Polyclonal Antibody - Protein Information**Ub Polyclonal Antibody - Protocols**


Provided below are standard protocols that you may find useful for product applications.

- [Western Blot](#)
- [Blocking Peptides](#)
- [Dot Blot](#)
- [Immunohistochemistry](#)
- [Immunofluorescence](#)
- [Immunoprecipitation](#)
- [Flow Cytometry](#)
- [Cell Culture](#)

Ub Polyclonal Antibody - Images



Western Blot analysis of various cells using Ub Polyclonal Antibody. Secondary antibody was diluted at 1:20000



Western Blot analysis of various cells using Ub Polyclonal Antibody. Secondary antibody was diluted at 1:20000