

**PAOX Polyclonal Antibody**  
Catalog # AP73281**Specification****PAOX Polyclonal Antibody - Product Information**

Application	WB
Primary Accession	<a href="#">Q6QHF9</a>
Reactivity	Human
Host	Rabbit
Clonality	Polyclonal

**PAOX Polyclonal Antibody - Additional Information****Gene ID** 196743**Other Names**

PAOX; PAO; Peroxisomal N(1)-acetyl-spermine/spermidine oxidase; Polyamine oxidase

**Dilution**

WB~~Western Blot: 1/500 - 1/2000. IHC-p: 1:100-300 ELISA: 1/40000. Not yet tested in other applications.

**Format**

Liquid in PBS containing 50% glycerol, 0.5% BSA and 0.09% (W/V) sodium azide.

**Storage Conditions**

-20°C

**PAOX Polyclonal Antibody - Protein Information****Name** PAOX**Synonyms** PAO**Function**

Flavoenzyme which catalyzes the oxidation of N(1)- acetylspermine to spermidine and is thus involved in the polyamine back-conversion (PubMed:<a href="http://www.uniprot.org/citations/12477380" target="\_blank">12477380</a>). Can also oxidize N(1)- acetylspermidine to putrescine. Substrate specificity: N(1)- acetylspermine = N(1)-acetylspermidine > N(1),N(12)-diacetylspermine >> spermine. Does not oxidize spermidine. Plays an important role in the regulation of polyamine intracellular concentration and has the potential to act as a determinant of cellular sensitivity to the antitumor polyamine analogs (PubMed:<a href="http://www.uniprot.org/citations/12477380" target="\_blank">12477380</a>).

**Cellular Location**

Peroxisome. Cytoplasm

**Tissue Location**

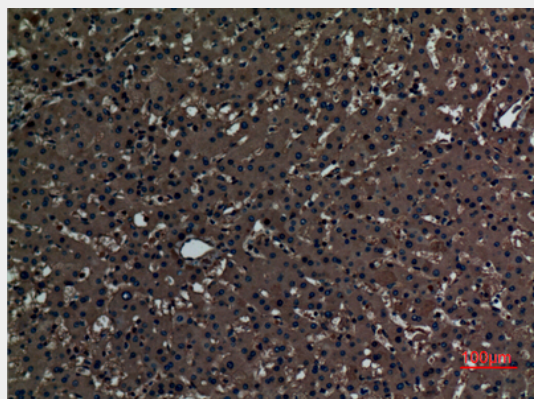
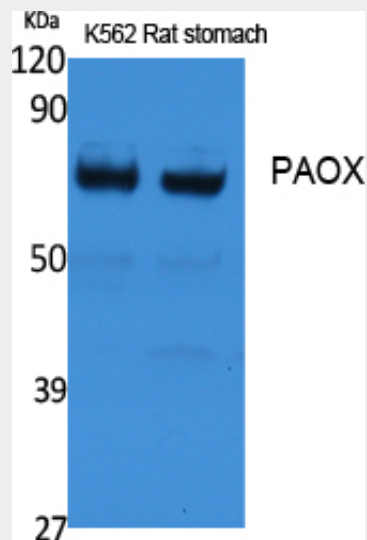
Widely expressed. Not detected in spleen. Expressed at lower level in neoplastic tissues.


### PAOX Polyclonal Antibody - Protocols

Provided below are standard protocols that you may find useful for product applications.

- [Western Blot](#)
- [Blocking Peptides](#)
- [Dot Blot](#)
- [Immunohistochemistry](#)
- [Immunofluorescence](#)
- [Immunoprecipitation](#)
- [Flow Cytometry](#)
- [Cell Culture](#)

### PAOX Polyclonal Antibody - Images





### **PAOX Polyclonal Antibody - Background**

Flavoenzyme which catalyzes the oxidation of N(1)- acetylspermine to spermidine and is thus involved in the polyamine back-conversion. Can also oxidize N(1)-acetylspermidine to putrescine. Substrate specificity: N(1)-acetylspermine = N(1)- acetylspermidine > N(1),N(12)-diacetylspermine >> spermine. Does not oxidize spermidine. Plays an important role in the regulation of polyamine intracellular concentration and has the potential to act as a determinant of cellular sensitivity to the antitumor polyamine analogs.