

VEGF-C Polyclonal Antibody
Catalog # AP73480**Specification**

VEGF-C Polyclonal Antibody - Product Information

Application	WB, IHC-P
Primary Accession	P49767
Reactivity	Human, Mouse, Rat
Host	Rabbit
Clonality	Polyclonal

VEGF-C Polyclonal Antibody - Additional Information**Gene ID** 7424**Other Names**

VEGFC; Vascular endothelial growth factor C; VEGF-C; Flt4 ligand; Flt4-L; Vascular endothelial growth factor-related protein; VRP

Dilution

WB~~Western Blot: 1/500 - 1/2000. IHC-p: 1/100-1/300. ELISA: 1/20000. Not yet tested in other applications.

IHC-P~~N/A

Format

Liquid in PBS containing 50% glycerol, 0.5% BSA and 0.09% (W/V) sodium azide.

Storage Conditions

-20°C

VEGF-C Polyclonal Antibody - Protein Information**Name** VEGFC**Function**

Growth factor active in angiogenesis, and endothelial cell growth, stimulating their proliferation and migration and also has effects on the permeability of blood vessels. May function in angiogenesis of the venous and lymphatic vascular systems during embryogenesis, and also in the maintenance of differentiated lymphatic endothelium in adults. Binds and activates KDR/VEGFR2 and FLT4/VEGFR3 receptors.

Cellular Location

Secreted.

Tissue Location

Expressed in the spleen (PubMed:8700872, PubMed:9247316). Expressed in the lymph node, thymus, appendix and bone marrow (PubMed:9247316). Expressed in the heart, placenta, skeletal muscle, ovary and small intestine (PubMed:8617204, PubMed:8700872) Expressed in the prostate,

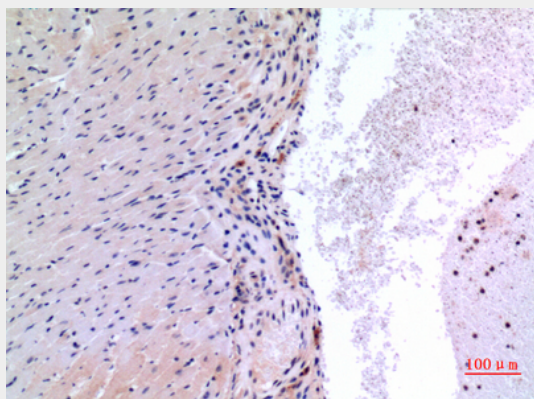
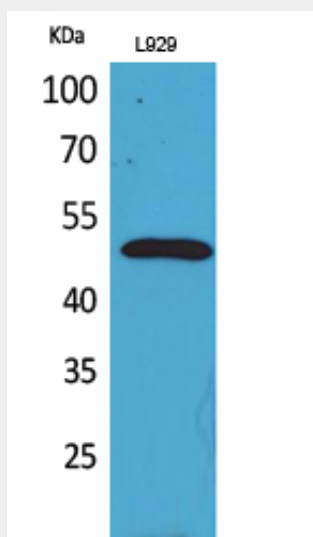
testis and colon (PubMed:8700872)

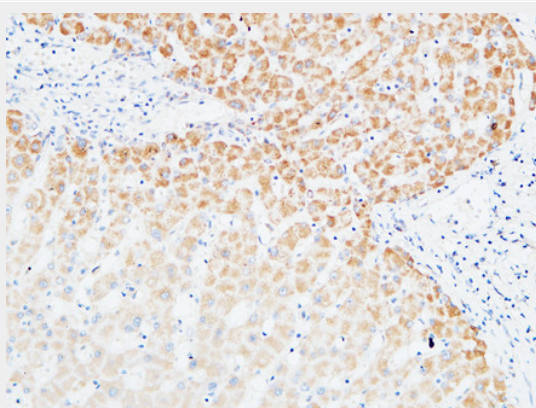
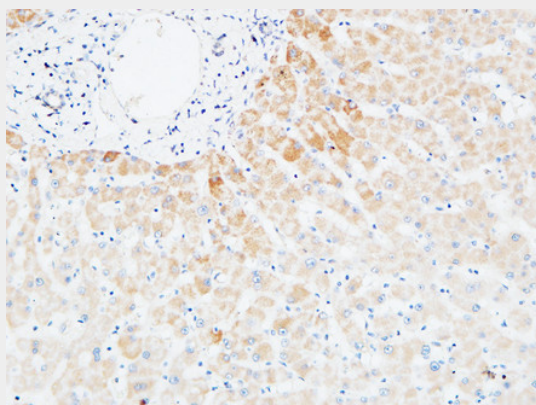
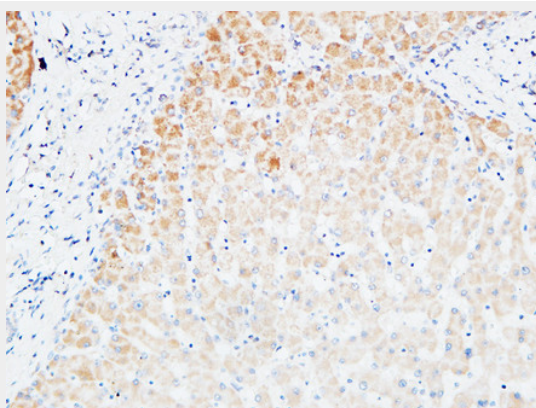
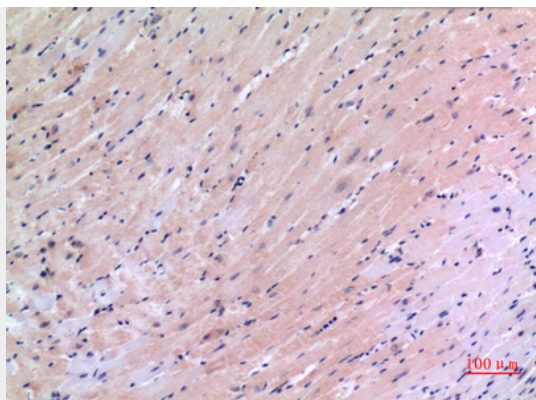
VEGF-C Polyclonal Antibody - Protocols

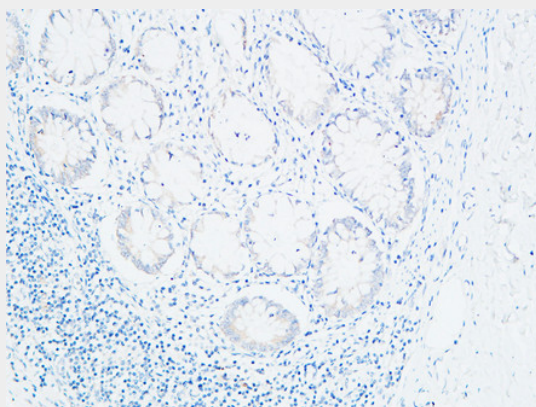
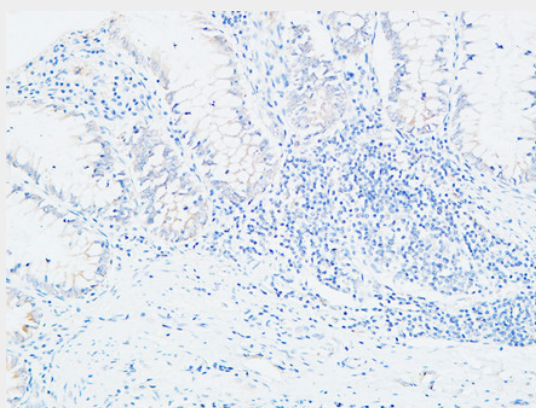
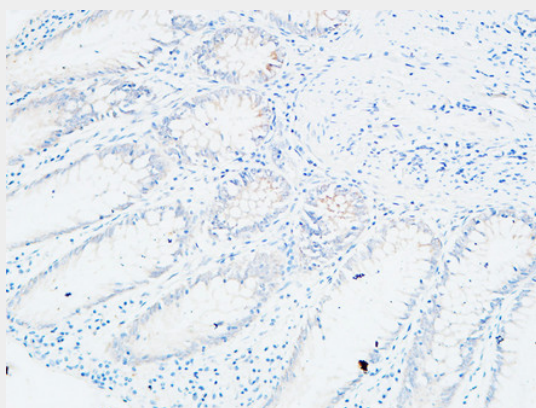
Provided below are standard protocols that you may find useful for product applications.

- [Western Blot](#)
- [Blocking Peptides](#)
- [Dot Blot](#)
- [Immunohistochemistry](#)
- [Immunofluorescence](#)
- [Immunoprecipitation](#)
- [Flow Cytometry](#)
- [Cell Culture](#)

VEGF-C Polyclonal Antibody - Images







VEGF-C Polyclonal Antibody - Background

Growth factor active in angiogenesis, and endothelial cell growth, stimulating their proliferation and migration and also has effects on the permeability of blood vessels. May function in angiogenesis of the venous and lymphatic vascular systems during embryogenesis, and also in the maintenance of differentiated lymphatic endothelium in adults. Binds and activates KDR/VEGFR2 and FLT4/VEGFR3 receptors.