

Bonzo Polyclonal Antibody
Catalog # AP73581**Specification**

Bonzo Polyclonal Antibody - Product Information

Application	WB, IHC-P
Primary Accession	O00574
Reactivity	Human
Host	Rabbit
Clonality	Polyclonal

Bonzo Polyclonal Antibody - Additional Information**Gene ID** 10663**Other Names**

CXCR6; BONZO; STRL33; TYMSTR; C-X-C chemokine receptor type 6; CXC-R6; CXCR-6; CDw186; G-protein coupled receptor STRL33; G-protein coupled receptor bonzo; CD186

Dilution

WB~~Western Blot: 1/500 - 1/2000. IHC-p: 1/100-1/300. ELISA: 1/20000. Not yet tested in other applications.

IHC-P~~N/A

Format

Liquid in PBS containing 50% glycerol, 0.5% BSA and 0.09% (W/V) sodium azide.

Storage Conditions

-20°C

Bonzo Polyclonal Antibody - Protein Information**Name** CXCR6**Synonyms** BONZO, STRL33, TYMSTR**Function**

Receptor for the C-X-C chemokine CXCL16. Used as a coreceptor by SIVs and by strains of HIV-2 and m-tropic HIV-1.

Cellular Location

Cell membrane; Multi-pass membrane protein.

Tissue Location

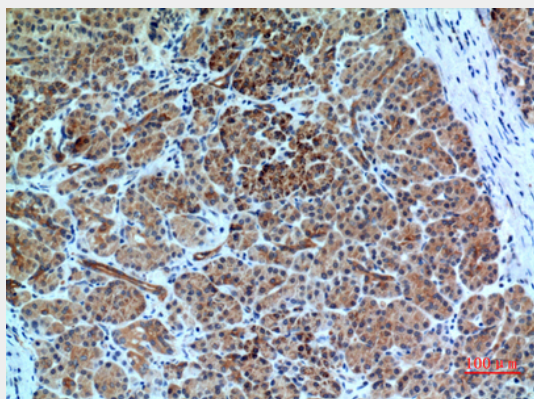
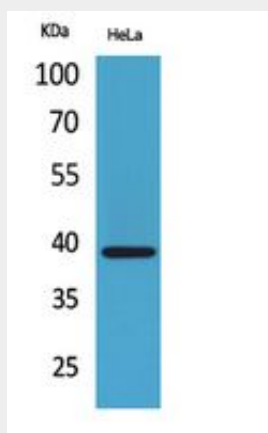
Expressed in lymphoid tissues and activated T cells

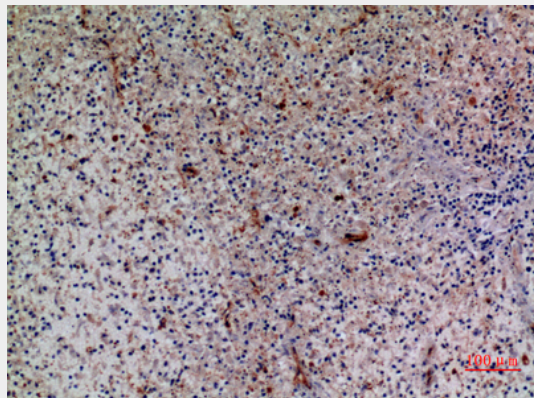
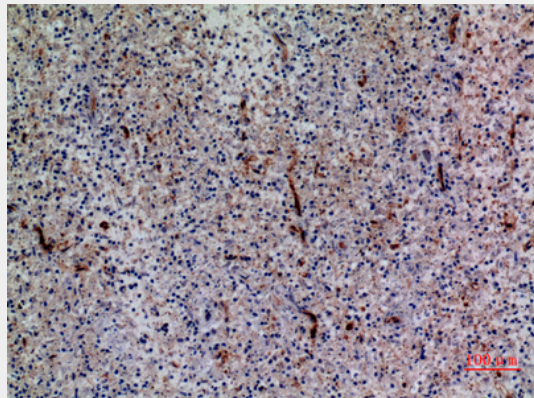
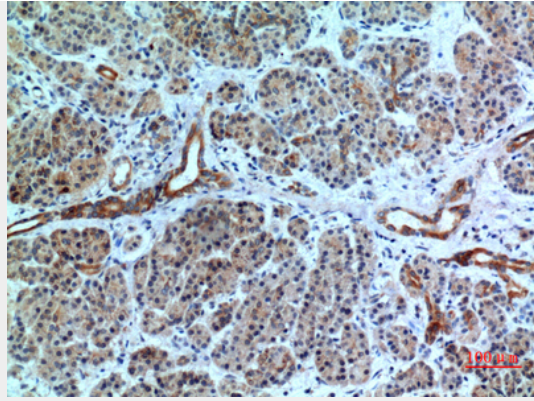
Bonzo Polyclonal Antibody - Protocols

Provided below are standard protocols that you may find useful for product applications.

- [Western Blot](#)
- [Blocking Peptides](#)
- [Dot Blot](#)
- [Immunohistochemistry](#)
- [Immunofluorescence](#)
- [Immunoprecipitation](#)
- [Flow Cytometry](#)
- [Cell Culture](#)

Bonzo Polyclonal Antibody - Images





Bonzo Polyclonal Antibody - Background

Receptor for the C-X-C chemokine CXCL16. Used as a coreceptor by SIVs and by strains of HIV-2 and m-tropic HIV-1.