

**Anti-IL-3Ra / CD123 Reference Antibody (talacotuzumab)
Recombinant Antibody
Catalog # APR10065****Specification**

Anti-IL-3Ra / CD123 Reference Antibody (talacotuzumab) - Product Information

Application	FC, Kinetics, Animal Model
Primary Accession	P26951
Reactivity	Human
Clonality	Monoclonal
Isotype	IgG1
Calculated MW	147.42 KDa

Anti-IL-3Ra / CD123 Reference Antibody (talacotuzumab) - Additional Information**Target/Specificity**

IL-3Ra / CD123

Endotoxin

< 0.001EU/ µg,determined by LAL method.

Conjugation

Unconjugated

Expression system

CHO Cell

Format

Purified monoclonal antibody supplied in PBS, pH6.0, without preservative.This antibody is purified through a protein A column.

Anti-IL-3Ra / CD123 Reference Antibody (talacotuzumab) - Protein Information**Name** IL3RA ([HGNC:6012](#))**Synonyms** IL3R**Function**

Cell surface receptor for IL3 expressed on hematopoietic progenitor cells, monocytes and B-lymphocytes that controls the production and differentiation of hematopoietic progenitor cells into lineage-restricted cells (PubMed:10527461). Ligand stimulation rapidly induces heterodimerization with IL3RB, phosphorylation and enzyme activity of effector proteins such as JAK2 and PI3K that play a role in signaling cell proliferation and differentiation. Activation of JAK2 leads to STAT5-mediated transcriptional program (By similarity).

Cellular Location

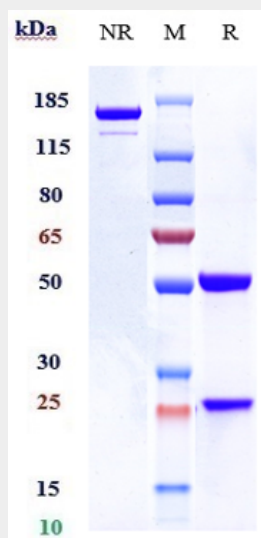
Cell membrane; Single-pass type I membrane protein

Anti-IL-3Ra / CD123 Reference Antibody (talacotuzumab) - Protocols

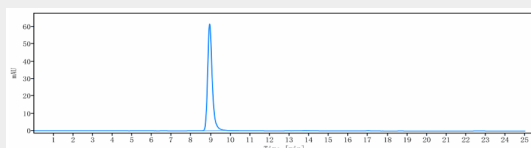
Provided below are standard protocols that you may find useful for product applications.

- [Western Blot](#)
- [Blocking Peptides](#)
- [Dot Blot](#)
- [Immunohistochemistry](#)
- [Immunofluorescence](#)
- [Immunoprecipitation](#)
- [Flow Cytometry](#)
- [Cell Culture](#)

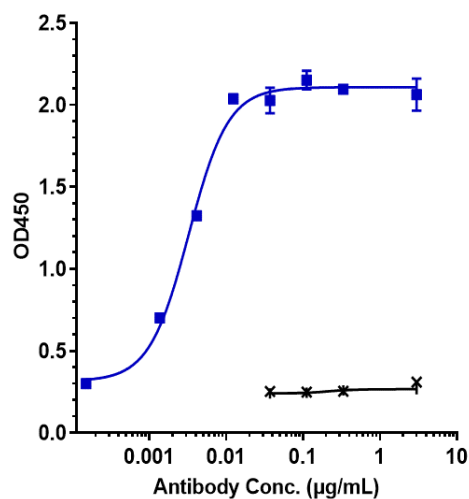
Anti-IL-3Ra / CD123 Reference Antibody (talacotuzumab) - Images



Anti-IL-3Ra / CD123 Reference Antibody (talacotuzumab) on SDS-PAGE under reducing (R) condition. The gel was stained with Coomassie Blue. The purity of the protein is greater than 95%



The purity of Anti-IL-3Ra / CD123 Reference Antibody (talacotuzumab) is more than 100% ,determined by SEC-HPLC.



Immobilized human IL 3R α His at 2 μ g/mL can bind Anti-IL-3Ra / CD123 Reference Antibody (talacotuzumab) \square EC50=0.003253 μ g/mL