

**Anti-IL-5Ra/ CD125 Reference Antibody (benralizumab)  
Recombinant Antibody  
Catalog # APR10066**

**Specification**

---

**Anti-IL-5Ra/ CD125 Reference Antibody (benralizumab) - Product Information**

Application	FC, E, FTA
Primary Accession	<a href="#">Q01344</a>
Reactivity	Rat, Human, Mouse, Rabbit
Clonality	Monoclonal
Isotype	IgG1
Calculated MW	146.06 KDa

**Anti-IL-5Ra/ CD125 Reference Antibody (benralizumab) - Additional Information**

**Target/Specificity**  
IL-5Ra/ CD125

**Endotoxin**  
< 0.001EU/ µg, determined by LAL method.

**Conjugation**  
Unconjugated

**Expression system**  
CHO Cell

**Format**  
Purified monoclonal antibody supplied in PBS, pH6.0, without preservative. This antibody is purified through a protein A column.

**Anti-IL-5Ra/ CD125 Reference Antibody (benralizumab) - Protein Information**

**Name** IL5RA

**Synonyms** IL5R

**Function**  
Cell surface receptor that plays an important role in the survival, differentiation, and chemotaxis of eosinophils (PubMed: [9378992](http://www.uniprot.org/citations/9378992)). Acts by forming a heterodimeric receptor with CSF2RB subunit and subsequently binding to interleukin-5 (PubMed: [1495999](http://www.uniprot.org/citations/1495999), PubMed: [22528658](http://www.uniprot.org/citations/22528658)). In unstimulated conditions, interacts constitutively with JAK2. Heterodimeric receptor activation leads to JAK2 stimulation and subsequent activation of the JAK-STAT pathway (PubMed: [9516124](http://www.uniprot.org/citations/9516124)).

### Cellular Location

Membrane; Single-pass type I membrane protein.

### Tissue Location

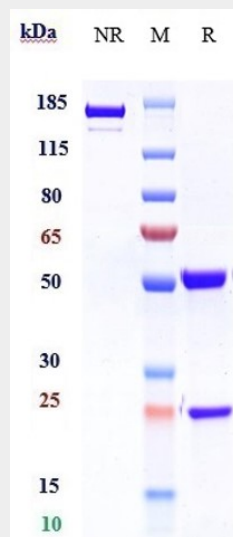
Expressed on eosinophils and basophils.

## Anti-IL-5Ra/ CD125 Reference Antibody (benralizumab) - Protocols

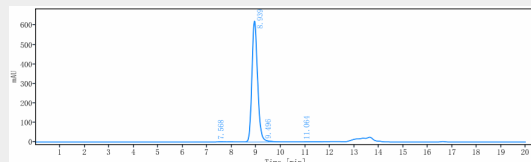
Provided below are standard protocols that you may find useful for product applications.

- [Western Blot](#)
- [Blocking Peptides](#)
- [Dot Blot](#)
- [Immunohistochemistry](#)
- [Immunofluorescence](#)
- [Immunoprecipitation](#)
- [Flow Cytometry](#)
- [Cell Culture](#)

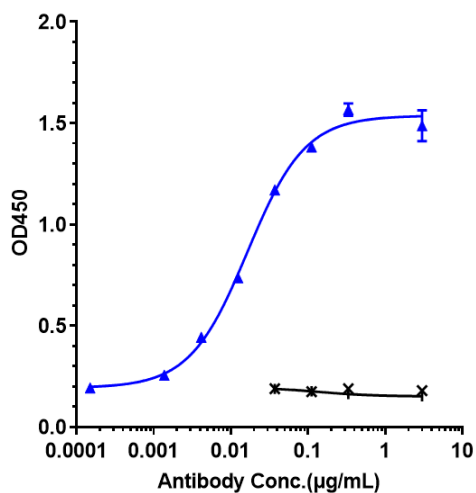
## Anti-IL-5Ra/ CD125 Reference Antibody (benralizumab) - Images



Anti-IL-5Ra/ CD125 Reference Antibody (benralizumab) on SDS-PAGE under reducing (R) condition. The gel was stained with Coomassie Blue. The purity of the protein is greater than 95%



The purity of Anti-IL-5Ra/ CD125 Reference Antibody (benralizumab) is more than 98.82%, determined by SEC-HPLC.



Immobilized human IL 5R $\alpha$  His at 2  $\mu$ g/mL can bind Anti-IL-5R $\alpha$ / CD125 Reference Antibody (benralizumab)  $\square$ EC50=0.001639  $\mu$ g/mL