10320 Camino Santa Fe, Suite G
San Diego, CA 92121
Tel: 858.875.1900 Fax: 858.875.1999

Anti-TNFRSF9 / 4-1BB / CD137 Reference Antibody (utomilumab)

Recombinant Antibody
Catalog # APR10185

Specification

Anti-TNFRSF9 / 4-1BB / CD137 Reference Antibody (utomilumab) - Product Information

Application	**FC, E, FTA**
Primary Accession	Q07011
Reactivity	**Cynomolgus, Human**
Clonality	**Monoclonal**
Isotype	**IgG2SA**
Calculated MW	**142.78 KDa**

Anti-TNFRSF9 / 4-1BB / CD137 Reference Antibody (utomilumab) - Additional Information

Target/Specificity
TNFRSF9 / 4-1BB / CD137

Endotoxin
< 0.001EU/ µg,determined by LAL method.

Conjugation
Unconjugated

Expression system
CHO Cell

Format
Purified monoclonal antibody supplied in PBS, pH6.0, without preservative.This antibody is purified through a protein A column.

Storage
-80°C for 2 years under sterile conditions□ -20°C for 1 year under sterile conditions□Avoid repeated freeze-thaw cycles.

Anti-TNFRSF9 / 4-1BB / CD137 Reference Antibody (utomilumab) - Protein Information

Name TNFRSF9

Synonyms CD137, ILA

Function
Receptor for TNFSF9/4-1BBL. Conveys a signal that enhances CD8(+) T-cell survival, cytotoxicity, and mitochondrial activity, thereby promoting immunity against viruses and tumors (Probable).

Cellular Location
Cell membrane; Single-pass type I membrane protein

10320 Camino Santa Fe, Suite G
San Diego, CA 92121
Tel: 858.875.1900 Fax: 858.875.1999

Tissue Location
Expressed on the surface of activated T-cells.

Anti-TNFRSF9 / 4-1BB / CD137 Reference Antibody (utomilumab) - Protocols

Provided below are standard protocols that you may find useful for product applications.

- Western Blot
- Blocking Peptides
- Dot Blot
- Immunohistochemistry
- Immunofluorescence
- Immunoprecipitation
- Flow Cytomety
- Cell Culture

Anti-TNFRSF9 / 4-1BB / CD137 Reference Antibody (utomilumab) - Images

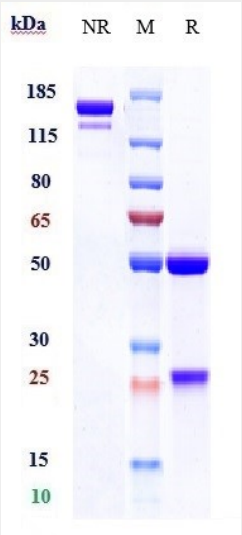

Anti-TNFRSF9 / 4-1BB / CD137 Reference Antibody (utomilumab) on SDS-PAGE under reducing (R) condition. The gel was stained with Coomassie Blue. The purity of the protein is greater than 95%

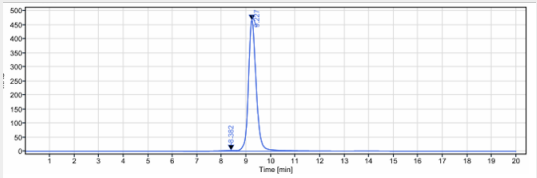

The purity of Anti-TNFRSF9 / 4-1BB / CD137 Reference Antibody (utomilumab)is more than 98.78% ,determined by SEC-HPLC.

10320 Camino Santa Fe, Suite G
San Diego, CA 92121
Tel: 858.875.1900 Fax: 858.875.1999

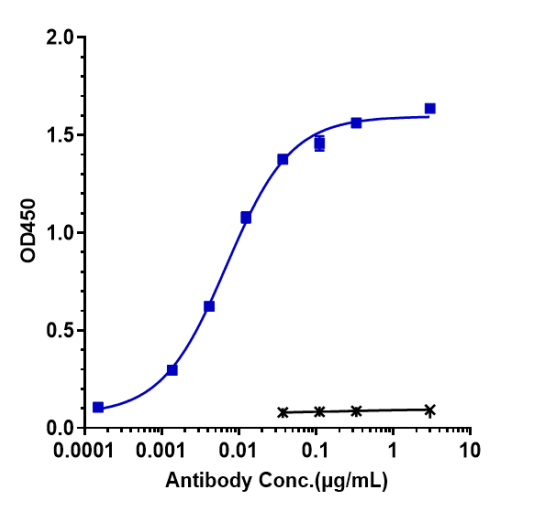

Immobilized human TNFRSF9 / 4 1BB / CD137, His Tag at 2 µg/mL can bind Anti-TNFRSF9 / 4-1BB / CD137 Reference Antibody (utomilumab)EC50=0.006915 µg/mL