

Anti-CD47 Reference Antibody (urabrelimab)
Recombinant Antibody
Catalog # APR10808**Specification**

Anti-CD47 Reference Antibody (urabrelimab) - Product Information

Application	FC, Kinetics, Animal Model
Primary Accession	Q08722
Reactivity	Human
Clonality	Monoclonal
Isotype	IgG4SP
Calculated MW	145.46 KDa

Anti-CD47 Reference Antibody (urabrelimab) - Additional Information**Target/Specificity**
CD47

Endotoxin
< 0.001EU/ µg,determined by LAL method.

Conjugation
Unconjugated

Expression system
CHO Cell

Format
Purified monoclonal antibody supplied in PBS, pH6.0, without preservative.This antibody is purified through a protein A column.

Anti-CD47 Reference Antibody (urabrelimab) - Protein Information

Name CD47

Synonyms MER6

Function
Adhesive protein that mediates cell-to-cell interactions (PubMed:11509594, PubMed:15383453). Acts as a receptor for thrombospondin THBS1 and as modulator of integrin signaling through the activation of heterotrimeric G proteins (PubMed:19004835, PubMed:7691831, PubMed:8550562). Involved in signal transduction, cardiovascular homeostasis, inflammation, apoptosis, angiogenesis, cellular self-renewal, and immunoregulation (PubMed:11509594, PubMed:11509594, PubMed:11509594).

href="http://www.uniprot.org/citations/15383453" target="_blank">15383453, PubMed:19004835, PubMed:27742621, PubMed:32679764, PubMed:7691831, PubMed:8550562). Plays a role in modulating pulmonary endothelin EDN1 signaling (PubMed:27742621). Modulates nitrous oxide (NO) signaling, in response to THBS1, hence playing a role as a pressor agent, supporting blood pressure (By similarity). Plays an important role in memory formation and synaptic plasticity in the hippocampus (By similarity). Receptor for SIRPA, binding to which prevents maturation of immature dendritic cells and inhibits cytokine production by mature dendritic cells (PubMed:11509594). Interaction with SIRPG mediates cell-cell adhesion, enhances superantigen-dependent T-cell-mediated proliferation and costimulates T-cell activation (PubMed:15383453). Positively modulates FAS-dependent apoptosis in T-cells, perhaps by enhancing FAS clustering (By similarity). Plays a role in suppressing angiogenesis and may be involved in metabolic dysregulation during normal aging (PubMed:32679764). In response to THBS1, negatively modulates wound healing (By similarity). Inhibits stem cell self-renewal, in response to THBS1, probably by regulation of the stem cell transcription factors POU5F1/OCT4, SOX2, MYC/c-Myc and KLF4 (By similarity). May play a role in membrane transport and/or integrin dependent signal transduction (PubMed:7691831). May prevent premature elimination of red blood cells (By similarity).

Cellular Location

Cell membrane; Multi-pass membrane protein

Tissue Location


Very broadly distributed on normal adult tissues, as well as ovarian tumors, being especially abundant in some epithelia and the brain. Macrophages (PubMed:39121194)

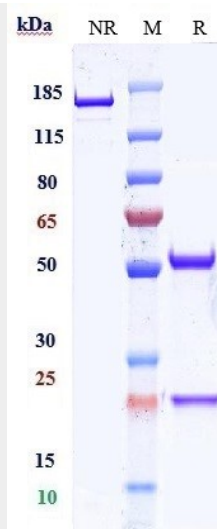
Anti-CD47 Reference Antibody (urabrelimab) - Protocols

Provided below are standard protocols that you may find useful for product applications.

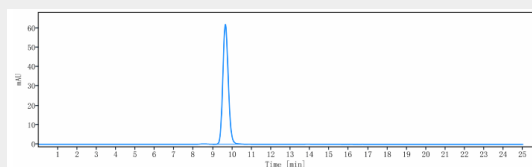
- [Western Blot](#)
- [Blocking Peptides](#)
- [Dot Blot](#)
- [Immunohistochemistry](#)
- [Immunofluorescence](#)
- [Immunoprecipitation](#)
- [Flow Cytometry](#)
- [Cell Culture](#)

Anti-CD47 Reference Antibody (urabrelimab) - Images





Anti-CD47 Reference Antibody (urabrelimab) on SDS-PAGE under reducing (R) condition. The gel was stained with Coomassie Blue. The purity of the protein is greater than 95%



The purity of Anti-CD47 Reference Antibody (urabrelimab) is more than 95% ,determined by SEC-HPLC.