

TCTN3 Antibody
Catalog # ASC11163**Specification**

TCTN3 Antibody - Product Information

Application	WB, ICC, IF
Primary Accession	Q6NUS6
Other Accession	NP_056446 , 221136774
Reactivity	Human, Mouse, Rat
Host	Rabbit
Clonality	Polyclonal
Isotype	IgG
Application Notes	TCTN3 antibody can be used for detection of TCTN3 by Western blot at 1 - 2 µg/mL. Antibody can also be used for immunohistochemistry starting at 4 µg/mL. For immunofluorescence start at 20 µg/mL.

TCTN3 Antibody - Additional Information

Gene ID	26123
Target/Specificity	
TCTN3;	

Reconstitution & Storage

TCTN3 antibody can be stored at 4°C for three months and -20°C, stable for up to one year. As with all antibodies care should be taken to avoid repeated freeze thaw cycles. Antibodies should not be exposed to prolonged high temperatures.

Precautions

TCTN3 Antibody is for research use only and not for use in diagnostic or therapeutic procedures.

TCTN3 Antibody - Protein Information

Name TCTN3

Synonyms C10orf61, TECT3

Function

Part of the tectonic-like complex which is required for tissue-specific ciliogenesis and may regulate ciliary membrane composition (By similarity). May be involved in apoptosis regulation. Necessary for signal transduction through the sonic hedgehog (Shh) signaling pathway.

Cellular Location

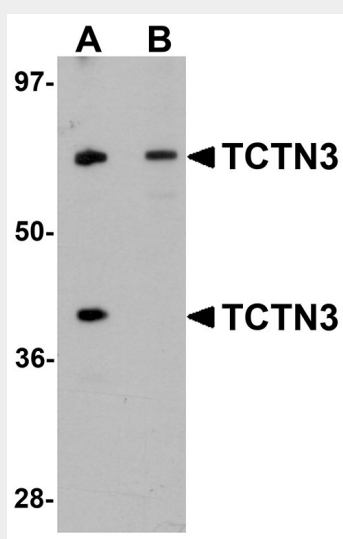
Membrane; Single-pass type I membrane protein

TCTN3 Antibody - Protocols

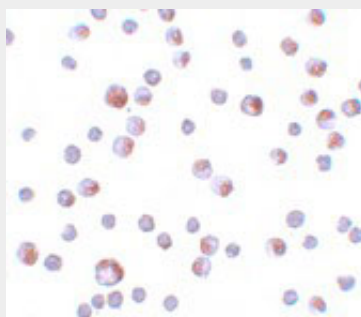
Provided below are standard protocols that you may find useful for product applications.

- [Western Blot](#)
- [Blocking Peptides](#)
- [Dot Blot](#)
- [Immunohistochemistry](#)
- [Immunofluorescence](#)
- [Immunoprecipitation](#)
- [Flow Cytometry](#)
- [Cell Culture](#)

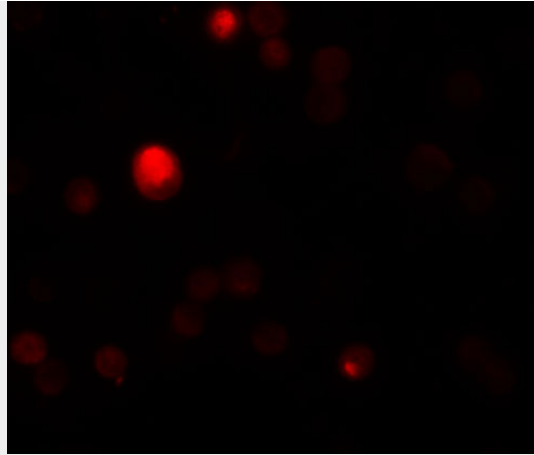
TCTN3 Antibody - Images



Western blot analysis of TCTN3 in HeLa cell lysate with TCTN3 antibody at (A) 1 and (B) 2 µg/mL.



Immunocytochemistry of TCTN3 in HeLa cells with TCTN3 antibody at 4 µg/mL.



Immunofluorescence of TCTN3 in HeLa cells with TCTN3 antibody at 20 µg/mL.

TCTN3 Antibody - Background

TCTN3 Antibody: TCTN3 is a member of the Tectonic protein family, a group of evolutionarily conserved secreted and transmembrane proteins that regulate the Hedgehog (Hh)-mediated patterning of the neural tube. While the expression pattern and function of TCTN3 is not known, it is 58% similar to TCTN1. TCTN1 is expressed during embryonic development in regions that participate in Hh signaling, beginning in the gastrulation stages in the ventral node. Mice expressing mutant TCTN1 die between E13.5 and E16.5 and display holoprosencephaly, a defect associated with reduced Hh signaling, indicating the role of TCTN1 as an Hh activator. At later stages in development, TCTN1 is thought to also act as a repressor on the Hh pathway in the anterior and posterior neural tube.

TCTN3 Antibody - References

Reiter JF and Skarnes WC. Tectonic, a novel regulator of the Hedgehog pathway required for both activation and inhibition. *Genes Dev.*2006; 20:22-7.