

AATF Antibody (monoclonal) (M09)**Mouse monoclonal antibody raised against a partial recombinant AATF.****Catalog # AT1004a****Specification**

AATF Antibody (monoclonal) (M09) - Product Information

Application	WB, IF, E
Primary Accession	Q9NY61
Other Accession	BC000591
Reactivity	Human
Host	mouse
Clonality	Monoclonal
Isotype	IgG1 Kappa
Calculated MW	63133

AATF Antibody (monoclonal) (M09) - Additional Information**Gene ID** 26574**Other Names**

Protein AATF, Apoptosis-antagonizing transcription factor, Rb-binding protein Che-1, AATF, CHE1, DED

Target/Specificity

AATF (AAH00591, 151 a.a. ~ 250 a.a) partial recombinant protein with GST tag. MW of the GST tag alone is 26 KDa.

Dilution

WB~~1:500~1000

IF~~1:50~200

E~~N/A

Format

Clear, colorless solution in phosphate buffered saline, pH 7.2 .

Storage

Store at -20°C or lower. Aliquot to avoid repeated freezing and thawing.

Precautions

AATF Antibody (monoclonal) (M09) is for research use only and not for use in diagnostic or therapeutic procedures.

AATF Antibody (monoclonal) (M09) - Protocols

Provided below are standard protocols that you may find useful for product applications.

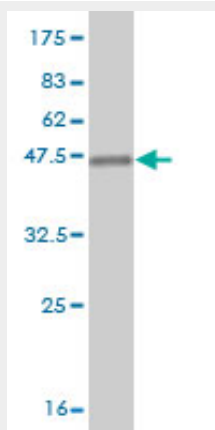
- [Western Blot](#)

- [Blocking Peptides](#)
- [Dot Blot](#)
- [Immunohistochemistry](#)
- [Immunofluorescence](#)
- [Immunoprecipitation](#)
- [Flow Cytometry](#)
- [Cell Culture](#)

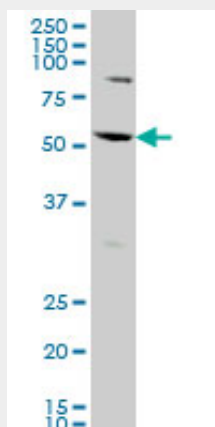
AATF Antibody (monoclonal) (M09) - Images



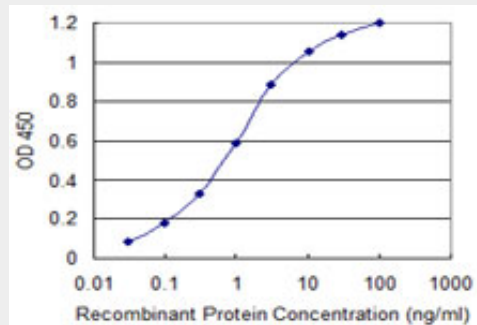
Immunofluorescence of monoclonal antibody to AATF on HeLa cell. [antibody concentration 10 ug/ml]



Antibody Reactive Against Recombinant Protein. Western Blot detection against Immunogen (36.63 KDa) .



AATF monoclonal antibody (M09), clone 2H6 Western Blot analysis of AATF expression in HeLa (Cat # AT1004a)



Detection limit for recombinant GST tagged AATF is 0.03 ng/ml as a capture antibody.

AATF Antibody (monoclonal) (M09) - Background

The protein encoded by this gene was identified on the basis of its interaction with MAP3K12/DLK, a protein kinase known to be involved in the induction of cell apoptosis. This gene product contains a leucine zipper, which is a characteristic motif of transcription factors, and was shown to exhibit strong transactivation activity when fused to Gal4 DNA binding domain. Overexpression of this gene interfered with MAP3K12 induced apoptosis.

AATF Antibody (monoclonal) (M09) - References

Che-1 promotes tumor cell survival by sustaining mutant p53 transcription and inhibiting DNA damage response activation. Bruno T, et al. Cancer Cell, 2010 Aug 9. PMID 20708154. Use of genome-wide expression data to mine the Gray Zone of GWA studies leads to novel candidate obesity genes. Naukkarinen J, et al. PLoS Genet, 2010 Jun 3. PMID 20532202. Mutation analysis of the AATF gene in breast cancer families. Haanpää M, et al. BMC Cancer, 2009 Dec 21. PMID 20025740. Sequential use of transcriptional profiling, expression quantitative trait mapping, and gene association implicates MMP20 in human kidney aging. Wheeler HE, et al. PLoS Genet, 2009 Oct. PMID 19834535. Cellular AATF gene: armour against HIV-1. Kaul D. Indian J Biochem Biophys, 2007 Oct. PMID 18341201.