10320 Camino Santa Fe, Suite G
San Diego, CA 92121
Tel: 858.875.1900 Fax: 858.875.1999

ADAMDEC1 Antibody (monoclonal) (M01)

Mouse monoclonal antibody raised against a partial recombinant ADAMDEC1.
Catalog # AT1045a

Specification

ADAMDEC1 Antibody (monoclonal) (M01) - Product Information

Application	**WB, IHC, E**
Primary Accession	O15204
Other Accession	NM_014479
Reactivity	**Human**
Host	**Mouse**
Clonality	**Monoclonal**
Isotype	**IgG2a Kappa**
Calculated MW	**52775**

ADAMDEC1 Antibody (monoclonal) (M01) - Additional Information

Gene ID 27299

Other Names
ADAM DEC1, 3424-, A disintegrin and metalloproteinase domain-like protein decysin-1, ADAM-like protein decysin-1, ADAMDEC1

Target/Specificity
ADAMDEC1 (NP_055294, 361 a.a. ~ 470 a.a) partial recombinant protein with GST tag. MW of the GST tag alone is 26 KDa.

Dilution
WB~~1:500~1000

Format
Clear, colorless solution in phosphate buffered saline, pH 7.2 .

Storage
Store at -20°C or lower. Aliquot to avoid repeated freezing and thawing.

Precautions
ADAMDEC1 Antibody (monoclonal) (M01) is for research use only and not for use in diagnostic or therapeutic procedures.

ADAMDEC1 Antibody (monoclonal) (M01) - Protocols

Provided below are standard protocols that you may find useful for product applications.

- Western Blot
- Blocking Peptides
- Dot Blot

10320 Camino Santa Fe, Suite G
San Diego, CA 92121
Tel: 858.875.1900 Fax: 858.875.1999

- Immunohistochemistry
- Immunofluorescence
- Immunoprecipitation
- Flow Cytomety
- Cell Culture

ADAMDEC1 Antibody (monoclonal) (M01) - Images

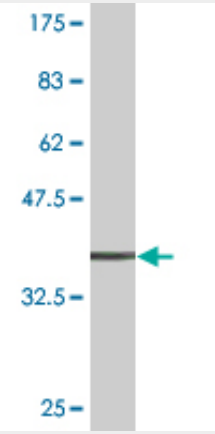

Antibody Reactive Against Recombinant Protein.Western Blot detection against Immunogen (37.84 KDa) .

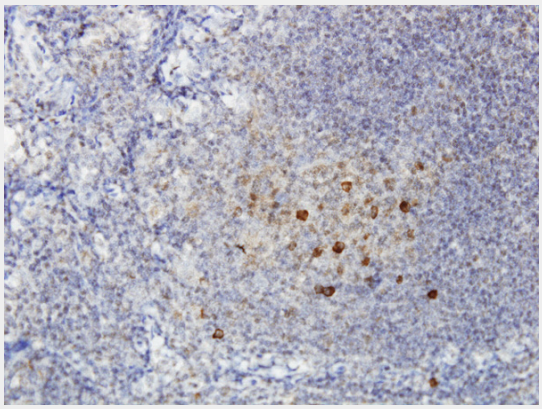

Immunoperoxidase of monoclonal antibody to ADAMDEC1 on formalin-fixed paraffin-embedded human tonsil. [antibody concentration 3 ug/ml]

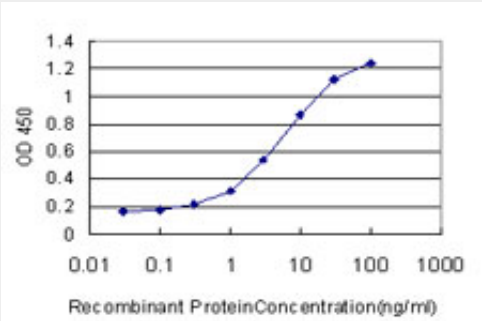

Detection limit for recombinant GST tagged ADAMDEC1 is approximately 0.3ng/ml as a capture antibody.

ADAMDEC1 Antibody (monoclonal) (M01) - Background

10320 Camino Santa Fe, Suite G
San Diego, CA 92121
Tel: 858.875.1900 Fax: 858.875.1999

This encoded protein is thought to be a secreted protein belonging to the disintegrin metalloproteinase family. Its expression is upregulated during dendritic cells maturation. This protein may play an important role in dendritic cell function and their interactions with germinal center T cells.

ADAMDEC1 Antibody (monoclonal) (M01) - References

1.Gene Expression Profiling Identifies MMP-12 and ADAMDEC1 as Potential Pathogenic Mediators of Pulmonary Sarcoidosis.Crouser ED, Culver DA, Knox KS, Julian MW, Shao G, Abraham S, Liyanarachchi S, Macre JE, Wewers MD, Gavrilin MA, Ross P, Abbas A, Eng C.Am J Respir Crit Care Med. 2009 May 15;179(10):929-38. Epub 2009 Feb 12.