

ATF3 Antibody (monoclonal) (M04)**Mouse monoclonal antibody raised against a full length recombinant ATF3.****Catalog # AT1223a****Specification**

ATF3 Antibody (monoclonal) (M04) - Product Information

Application	WB, E
Primary Accession	P18847
Other Accession	BC006322
Reactivity	Human
Host	Mouse
Clonality	Monoclonal
Isotype	IgG3 Kappa
Calculated MW	20576

ATF3 Antibody (monoclonal) (M04) - Additional Information**Gene ID** 467**Other Names**

Cyclic AMP-dependent transcription factor ATF-3, cAMP-dependent transcription factor ATF-3, Activating transcription factor 3, ATF3

Target/Specificity

ATF3 (AAH06322, 1 a.a. ~ 181 a.a) full-length recombinant protein with GST tag. MW of the GST tag alone is 26 KDa.

Dilution

WB~~1:500~1000

E~~N/A

Format

Clear, colorless solution in phosphate buffered saline, pH 7.2 .

Storage

Store at -20°C or lower. Aliquot to avoid repeated freezing and thawing.

Precautions

ATF3 Antibody (monoclonal) (M04) is for research use only and not for use in diagnostic or therapeutic procedures.

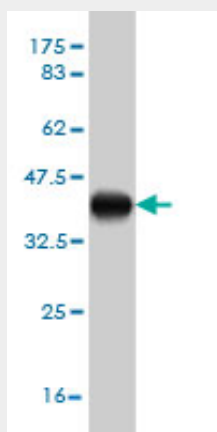
ATF3 Antibody (monoclonal) (M04) - Protocols

Provided below are standard protocols that you may find useful for product applications.

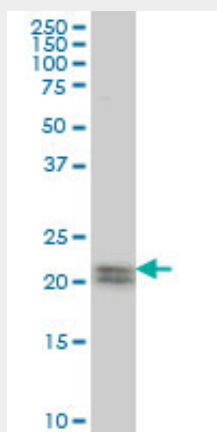
- [Western Blot](#)
- [Blocking Peptides](#)

- [Dot Blot](#)
- [Immunohistochemistry](#)
- [Immunofluorescence](#)
- [Immunoprecipitation](#)
- [Flow Cytometry](#)
- [Cell Culture](#)

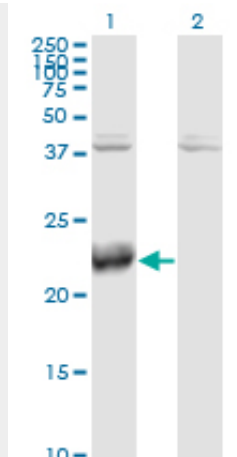
ATF3 Antibody (monoclonal) (M04) - Images



Antibody Reactive Against Recombinant Protein. Western Blot detection against Immunogen (45.65 kDa) .



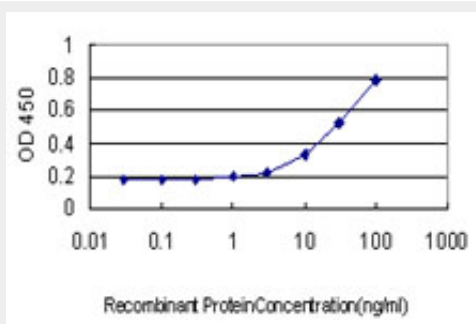
ATF3 monoclonal antibody (M04), clone 8G5 Western Blot analysis of ATF3 expression in HeLa S3 NE ((Cat # AT1223a)



Western Blot analysis of ATF3 expression in transfected 293T cell line by ATF3 monoclonal antibody (M04), clone 8G5.

Lane 1: ATF3 transfected lysate (20.6 KDa).

Lane 2: Non-transfected lysate.



Detection limit for recombinant GST tagged ATF3 is approximately 1 ng/ml as a capture antibody.

ATF3 Antibody (monoclonal) (M04) - Background

Activating transcription factor 3 is a member of the mammalian activation transcription factor/cAMP responsive element-binding (CREB) protein family of transcription factors. Multiple transcript variants encoding two different isoforms have been found for this gene. The longer isoform represses rather than activates transcription from promoters with ATF binding elements. The shorter isoform (deltaZip2) lacks the leucine zipper protein-dimerization motif and does not bind to DNA, and it stimulates transcription presumably by sequestering inhibitory co-factors away from the promoter. It is possible that alternative splicing of the ATF3 gene may be physiologically important in the regulation of target genes.

ATF3 Antibody (monoclonal) (M04) - References

1. Transcriptional regulators of the γ GNp63: Their role in limbal epithelial cell proliferation. Hsueh YJ, Kuo PC, Chen JK. J Cell Physiol. 2012 Jul 17. doi: 10.1002/jcp.24160.