

**BTG4 Antibody (monoclonal) (M07)****Mouse monoclonal antibody raised against a full length recombinant BTG4.****Catalog # AT1318a****Specification**

---

**BTG4 Antibody (monoclonal) (M07) - Product Information**

Application	WB, IF
Primary Accession	<a href="#">O9NY30</a>
Other Accession	<a href="#">BC031045</a>
Reactivity	Human
Host	mouse
Clonality	Monoclonal
Isotype	IgG2b Kappa
Calculated MW	25970

**BTG4 Antibody (monoclonal) (M07) - Additional Information****Gene ID** 54766**Other Names**

Protein BTG4, BTG family member 4, Protein PC3b, BTG4, PC3B

**Target/Specificity**

BTG4 (AAH31045, 1 a.a. ~ 206 a.a) full-length recombinant protein with GST tag. MW of the GST tag alone is 26 KDa.

**Dilution**

WB~~1:500~1000

IF~~1:50~200

**Format**

Clear, colorless solution in phosphate buffered saline, pH 7.2 .

**Storage**

Store at -20°C or lower. Aliquot to avoid repeated freezing and thawing.

**Precautions**

BTG4 Antibody (monoclonal) (M07) is for research use only and not for use in diagnostic or therapeutic procedures.

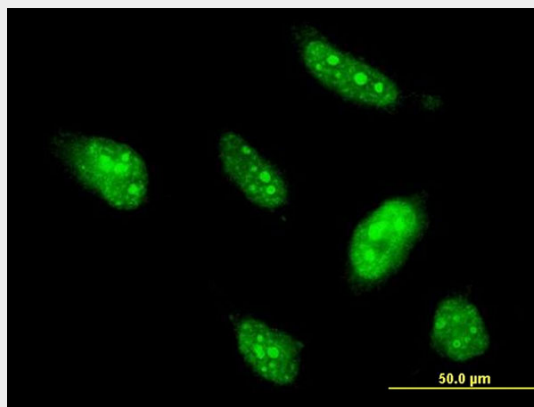
**BTG4 Antibody (monoclonal) (M07) - Protocols**

Provided below are standard protocols that you may find useful for product applications.

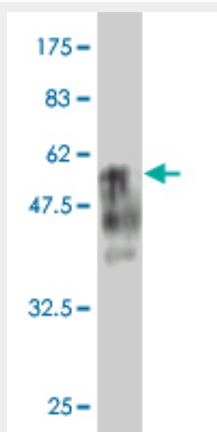
- [Western Blot](#)
- [Blocking Peptides](#)
- [Dot Blot](#)

- [Immunohistochemistry](#)
- [Immunofluorescence](#)
- [Immunoprecipitation](#)
- [Flow Cytometry](#)
- [Cell Culture](#)


#### BTG4 Antibody (monoclonal) (M07) - Images



Immunofluorescence of monoclonal antibody to BTG4 on HeLa cell . [antibody concentration 10 ug/ml]



Antibody Reactive Against Recombinant Protein. Western Blot detection against Immunogen (48.4 kDa) .



Western Blot analysis of BTG4 expression in transfected 293T cell line by BTG4 monoclonal antibody (M07), clone 1A6.

Lane 1: BTG4 transfected lysate(24 KDa).

Lane 2: Non-transfected lysate.

#### **BTG4 Antibody (monoclonal) (M07) - Background**

The protein encoded by this gene is a member of the BTG/Tob family. This family has structurally related proteins that appear to have antiproliferative properties. This encoded protein can induce G1 arrest in the cell cycle.

#### **BTG4 Antibody (monoclonal) (M07) - References**

A potentially functional polymorphism in the promoter region of miR-34b/c is associated with an increased risk for primary hepatocellular carcinoma. Xu Y, et al. Int J Cancer, 2010 Mar 22. PMID 20309940. Frequent promoter hypermethylation and transcriptional downregulation of BTG4 gene in gastric cancer. Dong W, et al. Biochem Biophys Res Commun, 2009 Sep 11. PMID 19576178. Epigenetic silencing of microRNA-34b/c and B-cell translocation gene 4 is associated with CpG island methylation in colorectal cancer. Toyota M, et al. Cancer Res, 2008 Jun 1. PMID 18519671. Identification of a potential role for POU2AF1 and BTG4 in the deletion of 11q23 in chronic lymphocytic leukemia. Auer RL, et al. Genes Chromosomes Cancer, 2005 May. PMID 15672409. Generation and initial analysis of more than 15,000 full-length human and mouse cDNA sequences. Strausberg RL, et al. Proc Natl Acad Sci U S A, 2002 Dec 24. PMID 12477932.