10320 Camino Santa Fe, Suite G
San Diego, CA 92121
Tel: 858.875.1900 Fax: 858.875.1999

CIDEB Antibody (monoclonal) (M01)

Mouse monoclonal antibody raised against a partial recombinant CIDEB.
Catalog # AT1538a

Specification

CIDEB Antibody (monoclonal) (M01) - Product Information

Application	**WB, IHC, E**
Primary Accession	Q9UHD4
Other Accession	NM_014430
Reactivity	**Human**
Host	**mouse**
Clonality	**Monoclonal**
Isotype	**IgG1 Kappa**
Calculated MW	**24678**

CIDEB Antibody (monoclonal) (M01) - Additional Information

Gene ID 27141

Other Names
Cell death activator CIDE-B, Cell death-inducing DFFA-like effector B, CIDEB

Target/Specificity
CIDEB (NP_055245, 3 a.a. ~ 110 a.a) partial recombinant protein with GST tag. MW of the GST tag alone is 26 KDa.

Dilution
WB~~1:500~1000

Format
Clear, colorless solution in phosphate buffered saline, pH 7.2 .

Storage
Store at -20°C or lower. Aliquot to avoid repeated freezing and thawing.

Precautions
CIDEB Antibody (monoclonal) (M01) is for research use only and not for use in diagnostic or therapeutic procedures.

CIDEB Antibody (monoclonal) (M01) - Protocols

Provided below are standard protocols that you may find useful for product applications.

- Western Blot
- Blocking Peptides
- Dot Blot
- Immunohistochemistry

- Immunofluorescence
- Immunoprecipitation
- Flow Cytomety
- Cell Culture

CIDEB Antibody (monoclonal) (M01) - Images

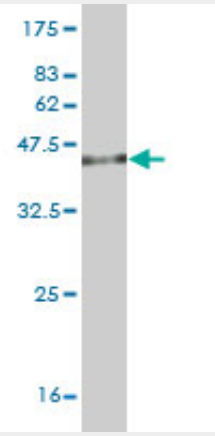

Antibody Reactive Against Recombinant Protein.Western Blot detection against Immunogen (37.62 KDa) .

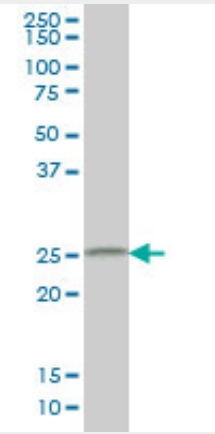

CIDEB monoclonal antibody (M01), clone 2A10 Western Blot analysis of CIDEB expression in HepG2 ((Cat # AT1538a)

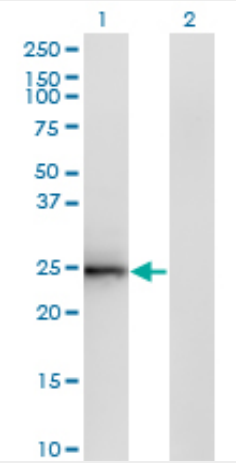

10320 Camino Santa Fe, Suite G
San Diego, CA 92121
Tel: 858.875.1900 Fax: 858.875.1999

Western Blot analysis of CIDEB expression in transfected 293T cell line by CIDEB monoclonal antibody (M01), clone 2A10.

Lane 1: CIDEB transfected lysate(24.7 KDa).
Lane 2: Non-transfected lysate.

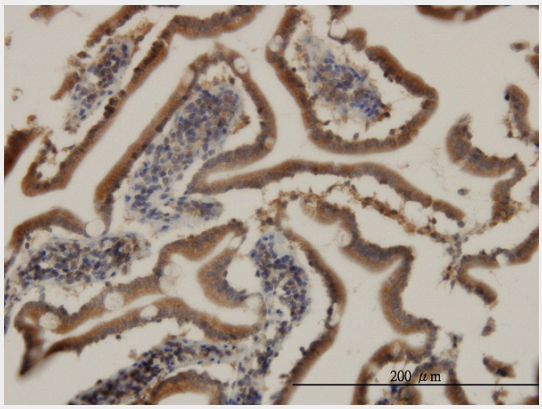

Immunoperoxidase of monoclonal antibody to CIDEB on formalin-fixed paraffin-embedded human small Intestine. [antibody concentration 3 ug/ml]

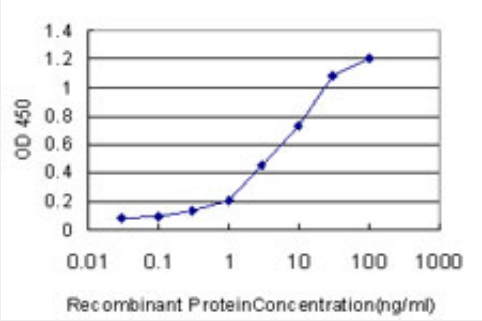

Detection limit for recombinant GST tagged CIDEB is approximately 0.3ng/ml as a capture antibody.

CIDEB Antibody (monoclonal) (M01) - References

Polymorphisms in mitochondrial genes and prostate cancer risk. Wang L, et al. Cancer Epidemiol Biomarkers Prev, 2008 Dec. PMID 19064571.Identification of intrahepatic cholangiocarcinoma related genes by comparison with normal liver tissues using expressed sequence tags. Wang AG, et al. Biochem Biophys Res Commun, 2006 Jul 7. PMID 16712791.Dual promoters control the cell-specific expression of the human cell death-inducing DFF45-like effector B gene. Da L, et al. Biochem J, 2006 Feb 1. PMID 16248853.The status, quality, and expansion of the NIH full-length cDNA project: the Mammalian Gene Collection (MGC). Gerhard DS, et al. Genome Res, 2004 Oct. PMID 15489334.Complete sequencing and characterization of 21,243 full-length human cDNAs. Ota T, et al. Nat Genet, 2004 Jan. PMID 14702039.