10320 Camino Santa Fe, Suite G
San Diego, CA 92121
Tel: 858.875.1900 Fax: 858.875.1999

CITED1 Antibody (monoclonal) (M01)

Mouse monoclonal antibody raised against a partial recombinant CITED1.
Catalog # AT1540a

Specification

CITED1 Antibody (monoclonal) (M01) - Product Information

Application	**WB, E**
Primary Accession	Q99966
Other Accession	NM_004143
Reactivity	**Human, Rat**
Host	**mouse**
Clonality	**Monoclonal**
Isotype	**IgG2a Kappa**
Calculated MW	**19896**

CITED1 Antibody (monoclonal) (M01) - Additional Information

Gene ID 4435

Other Names
Cbp/p300-interacting transactivator 1, Melanocyte-specific protein 1, CITED1, MSG1

Target/Specificity
CITED1 (NP_004134, 94 a.a. ~ 193 a.a) partial recombinant protein with GST tag. MW of the GST tag alone is 26 KDa.

Dilution
WB~~1:500~1000

Format
Clear, colorless solution in phosphate buffered saline, pH 7.2 .

Storage
Store at -20°C or lower. Aliquot to avoid repeated freezing and thawing.

Precautions
CITED1 Antibody (monoclonal) (M01) is for research use only and not for use in diagnostic or therapeutic procedures.

CITED1 Antibody (monoclonal) (M01) - Protocols

Provided below are standard protocols that you may find useful for product applications.

- Western Blot
- Blocking Peptides
- Dot Blot
- Immunohistochemistry

- Immunofluorescence
- Immunoprecipitation
- Flow Cytomety
- Cell Culture

CITED1 Antibody (monoclonal) (M01) - Images

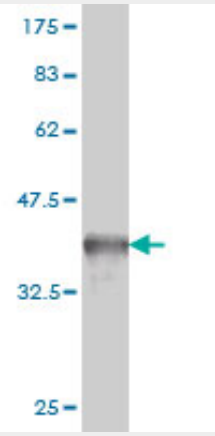

Antibody Reactive Against Recombinant Protein.Western Blot detection against Immunogen (36.74 KDa) .

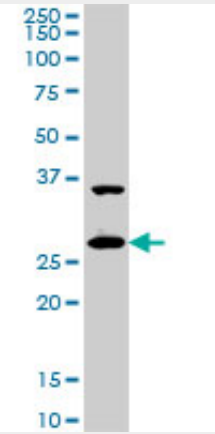

CITED1 monoclonal antibody (M01), clone 6G8. Western Blot analysis of CITED1 expression in PC-12 ((Cat # AT1540a)

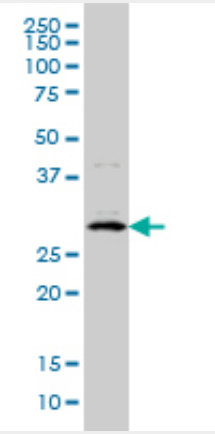

CITED1 monoclonal antibody (M01), clone 6G8 Western Blot analysis of CITED1 expression in

10320 Camino Santa Fe, Suite G
San Diego, CA 92121
Tel: 858.875.1900 Fax: 858.875.1999

A-431 ((Cat # AT1540a)

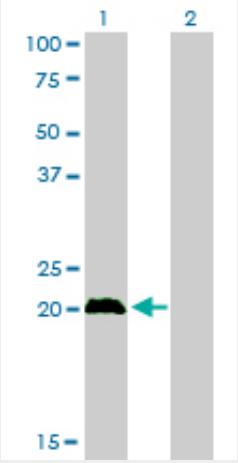

Western Blot analysis of CITED1 expression in transfected 293T cell line by CITED1 monoclonal antibody (M01), clone 6G8.

Lane 1: CITED1 transfected lysate(19.9 KDa).
Lane 2: Non-transfected lysate.

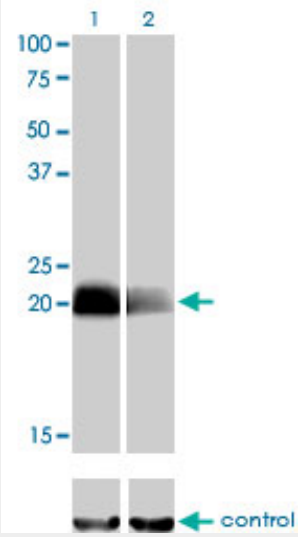

Western blot analysis of CITED1 over-expressed 293 cell line, cotransfected with CITED1 Validated Chimera RNAi ((Cat # AT1540a)

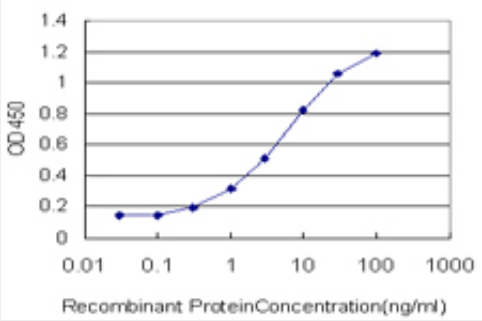

Detection limit for recombinant GST tagged CITED1 is approximately 0.3ng/ml as a capture antibody.

10320 Camino Santa Fe, Suite G
San Diego, CA 92121
Tel: 858.875.1900 Fax: 858.875.1999

CITED1 Antibody (monoclonal) (M01) - Background

This gene encodes a member of the CREB-binding protein/p300-interacting transactivator with Asp/Glu-rich C-terminal domain (CITED) family of proteins. The encoded protein, also known as melanocyte-specific gene 1, may function as a transcriptional coactivator and may play a role in pigmentation of melanocytes. Alternatively spliced transcript variants have been described.

CITED1 Antibody (monoclonal) (M01) - References

An EGR2/CITED1 transcription factor complex and the 14-3-3sigma tumor suppressor are involved in regulating ErbB2 expression in a transgenic-mouse model of human breast cancer. Dillon RL, et al. Mol Cell Biol, 2007 Dec. PMID 17938205.CITED1 expression in Wilms' tumor and embryonic kidney. Lovvorn HN, et al. Neoplasia, 2007 Jul. PMID 17710162.Wilms' tumorigenesis is altered by misexpression of the transcriptional co-activator, CITED1. Lovvorn HN 3rd, et al. J Pediatr Surg, 2007 Mar. PMID 17336183.The transcriptional activity of CITED1 is regulated by phosphorylation in a cell cycle-dependent manner. Shi G, et al. J Biol Chem, 2006 Sep 15. PMID 16864582.Cited1 is a bifunctional transcriptional cofactor that regulates early nephronic patterning. Plisov S, et al. J Am Soc Nephrol, 2005 Jun. PMID 15843474.