

**CRSP9 Antibody (monoclonal) (M02)****Mouse monoclonal antibody raised against a full length recombinant CRSP9.****Catalog # AT1636a****Specification**

---

**CRSP9 Antibody (monoclonal) (M02) - Product Information**

Application	WB
Primary Accession	<a href="#">O43513</a>
Other Accession	<a href="#">BC005250</a>
Reactivity	Human, Mouse, Rat
Host	mouse
Clonality	Monoclonal
Isotype	IgG2b
Calculated MW	27245

**CRSP9 Antibody (monoclonal) (M02) - Additional Information****Gene ID** 9443**Other Names**

Mediator of RNA polymerase II transcription subunit 7, hMED7, Activator-recruited cofactor 34 kDa component, ARC34, Cofactor required for Sp1 transcriptional activation subunit 9, CRSP complex subunit 9, Mediator complex subunit 7, RNA polymerase transcriptional regulation mediator subunit 7 homolog, Transcriptional coactivator CRSP33, MED7, ARC34, CRSP9

**Target/Specificity**

CRSP9 (AAH05250, 1 a.a. ~ 233 a.a) full-length recombinant protein with GST tag. MW of the GST tag alone is 26 KDa.

**Dilution**

WB~~1:500~1000

**Format**

Clear, colorless solution in phosphate buffered saline, pH 7.2 .

**Storage**

Store at -20°C or lower. Aliquot to avoid repeated freezing and thawing.

**Precautions**

CRSP9 Antibody (monoclonal) (M02) is for research use only and not for use in diagnostic or therapeutic procedures.

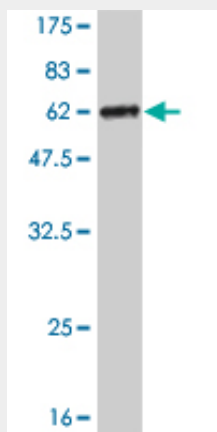
**CRSP9 Antibody (monoclonal) (M02) - Protocols**

Provided below are standard protocols that you may find useful for product applications.

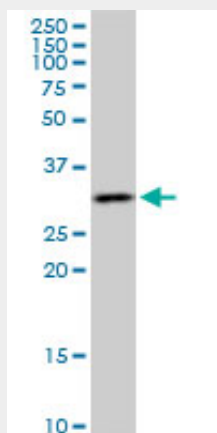
- [Western Blot](#)

- [Blocking Peptides](#)
- [Dot Blot](#)
- [Immunohistochemistry](#)
- [Immunofluorescence](#)
- [Immunoprecipitation](#)
- [Flow Cytometry](#)
- [Cell Culture](#)

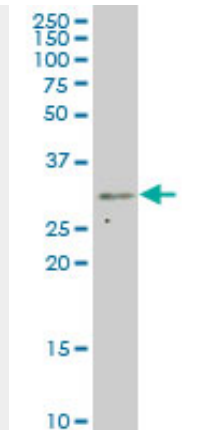
#### CRSP9 Antibody (monoclonal) (M02) - Images



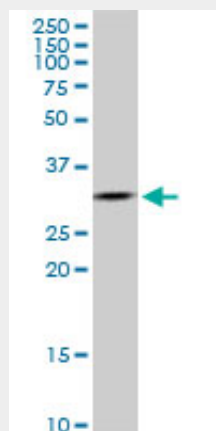
Antibody Reactive Against Recombinant Protein. Western Blot detection against Immunogen (51.37 KDa) .



CRSP9 monoclonal antibody (M02), clone 2D7. Western Blot analysis of CRSP9 expression in PC-12 (Cat # AT1636a )



CRSP9 monoclonal antibody (M02), clone 2D7 Western Blot analysis of CRSP9 expression in HeLa S3 NE (Cat # AT1636a)



CRSP9 monoclonal antibody (M02), clone 2D7. Western Blot analysis of CRSP9 expression in NIH/3T3 (Cat # AT1636a)

### CRSP9 Antibody (monoclonal) (M02) - Background

The activation of gene transcription is a multistep process that is triggered by factors that recognize transcriptional enhancer sites in DNA. These factors work with co-activators to direct transcriptional initiation by the RNA polymerase II apparatus. The protein encoded by this gene is a subunit of the CRSP (cofactor required for SP1 activation) complex, which, along with TFIID, is required for efficient activation by SP1. This protein is also a component of other multisubunit complexes e.g. thyroid hormone receptor-(TR-) associated proteins which interact with TR and facilitate TR function on DNA templates in conjunction with initiation factors and cofactors. Two transcript variants encoding the same protein have been found for this gene. [provided by RefSeq]