

CRTAP Antibody (monoclonal) (M01)**Mouse monoclonal antibody raised against a partial recombinant CRTAP.****Catalog # AT1637a****Specification**

CRTAP Antibody (monoclonal) (M01) - Product Information

Application	WB, IHC, E
Primary Accession	O75718
Other Accession	NM_006371
Reactivity	Human
Host	mouse
Clonality	Monoclonal
Isotype	IgG2a Kappa
Calculated MW	46562

CRTAP Antibody (monoclonal) (M01) - Additional Information**Gene ID** 10491**Other Names**

Cartilage-associated protein, CRTAP, CASP

Target/Specificity

CRTAP (NP_006362, 307 a.a. ~ 401 a.a) partial recombinant protein with GST tag. MW of the GST tag alone is 26 KDa.

Dilution

WB~~1:500~1000

IHC~~1:100~500

E~~N/A

Format

Clear, colorless solution in phosphate buffered saline, pH 7.2 .

Storage

Store at -20°C or lower. Aliquot to avoid repeated freezing and thawing.

Precautions

CRTAP Antibody (monoclonal) (M01) is for research use only and not for use in diagnostic or therapeutic procedures.

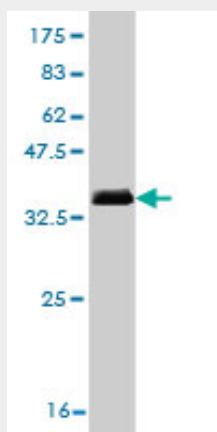
CRTAP Antibody (monoclonal) (M01) - Protocols

Provided below are standard protocols that you may find useful for product applications.

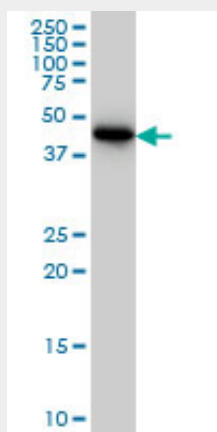
- [Western Blot](#)
- [Blocking Peptides](#)

- [Dot Blot](#)
- [Immunohistochemistry](#)
- [Immunofluorescence](#)
- [Immunoprecipitation](#)
- [Flow Cytometry](#)
- [Cell Culture](#)

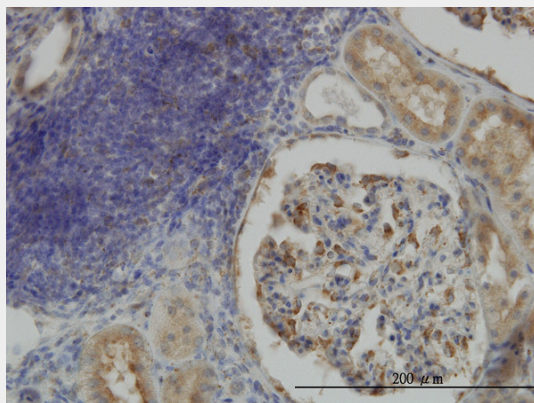
CRTAP Antibody (monoclonal) (M01) - Images



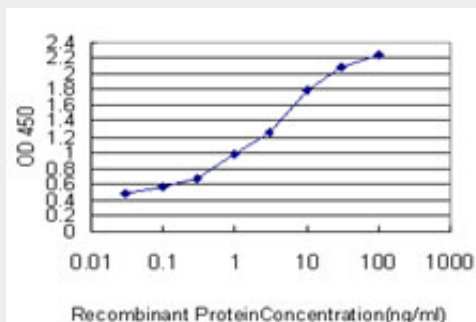
Antibody Reactive Against Recombinant Protein. Western Blot detection against Immunogen (36.19 kDa) .



CRTAP monoclonal antibody (M01), clone 4D9 Western Blot analysis of CRTAP expression in HeLa (Cat # AT1637a)



Immunoperoxidase of monoclonal antibody to CRTAP on formalin-fixed paraffin-embedded human kidney. [antibody concentration 3 ug/ml]



Detection limit for recombinant GST tagged CRTAP is approximately 0.03ng/ml as a capture antibody.

CRTAP Antibody (monoclonal) (M01) - Background

The protein encoded by this gene is similar to the chicken and mouse CRTAP genes. The encoded protein is a scaffolding protein that may influence the activity of at least one member of the cytohesin/ARNO family in response to specific cellular stimuli. Defects in this gene are associated with osteogenesis imperfecta, a connective tissue disorder characterized by bone fragility and low bone mass.

CRTAP Antibody (monoclonal) (M01) - References

1. Severe osteogenesis imperfecta in cyclophilin B-deficient mice. Choi JW, Sutor SL, Lindquist L, Evans GL, Madden BJ, Bergen HR 3rd, Hefferan TE, Yaszemski MJ, Bram RJ. *PLoS Genet.* 2009 Dec;5(12):e1000750. Epub 2009 Dec 4.
2. Prolyl 3-hydroxylase 1 and CRTAP are mutually stabilizing in the endoplasmic reticulum collagen prolyl 3-hydroxylation complex. Chang W, Barnes AM, Cabral WA, Bodurtha JN, Marini JC. *Hum Mol Genet.* 2010 Jan 15;19(2):223-34. Epub 2009 Oct 21.