

**DEFB4 Antibody (monoclonal) (M01)****Mouse monoclonal antibody raised against a partial recombinant DEFB4.****Catalog # AT1751a****Specification**

---

**DEFB4 Antibody (monoclonal) (M01) - Product Information**

Application	WB, E
Primary Accession	<a href="#">O15263</a>
Other Accession	<a href="#">NM_004942</a>
Reactivity	Human
Host	mouse
Clonality	Monoclonal
Isotype	IgG1 Kappa
Calculated MW	7038

**DEFB4 Antibody (monoclonal) (M01) - Additional Information****Gene ID** 100289462;1673**Other Names**

Beta-defensin 4A, Beta-defensin 2, BD-2, hBD-2, Defensin, beta 2, Skin-antimicrobial peptide 1, SAP1, DEFB4A, DEFB102, DEFB2, DEFB4

**Target/Specificity**

DEFB4 (NP\_004933, 24 a.a. ~ 64 a.a) partial recombinant protein with GST tag. MW of the GST tag alone is 26 KDa.

**Dilution**

WB~~1:500~1000

**Format**

Clear, colorless solution in phosphate buffered saline, pH 7.2 .

**Storage**

Store at -20°C or lower. Aliquot to avoid repeated freezing and thawing.

**Precautions**

DEFB4 Antibody (monoclonal) (M01) is for research use only and not for use in diagnostic or therapeutic procedures.

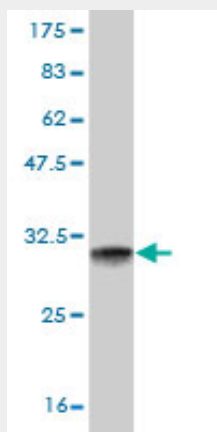
**DEFB4 Antibody (monoclonal) (M01) - Protocols**

Provided below are standard protocols that you may find useful for product applications.

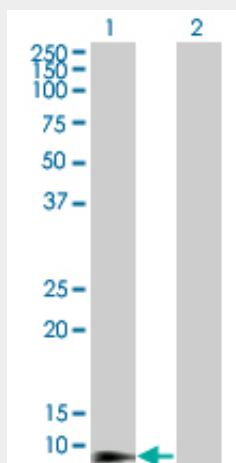
- [Western Blot](#)
- [Blocking Peptides](#)
- [Dot Blot](#)

- [Immunohistochemistry](#)
- [Immunofluorescence](#)
- [Immunoprecipitation](#)
- [Flow Cytometry](#)
- [Cell Culture](#)

#### DEFB4 Antibody (monoclonal) (M01) - Images



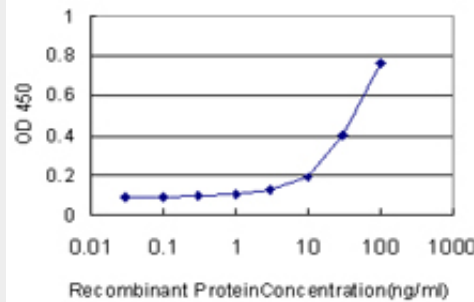
Antibody Reactive Against Recombinant Protein. Western Blot detection against Immunogen (30.25 kDa) .



Western Blot analysis of DEFB4 expression in transfected 293T cell line by DEFB4 monoclonal antibody (M01), clone 4C4.

Lane 1: DEFB4 transfected lysate (7.038 kDa).

Lane 2: Non-transfected lysate.



Detection limit for recombinant GST tagged DEFB4 is approximately 3ng/ml as a capture antibody.

### **DEFB4 Antibody (monoclonal) (M01) - Background**

Defensins form a family of microbicidal and cytotoxic peptides made by neutrophils. Members of the defensin family are highly similar in protein sequence. This gene encodes defensin, beta 4, an antibiotic peptide which is locally regulated by inflammation.

### **DEFB4 Antibody (monoclonal) (M01) - References**

Polymorphisms of Beta Defensins Are Associated with the Risk of Severe Acute Pancreatitis. Tiszlavicz Z, et al. Pancreatology, 2010 Aug 19. PMID 20720450. Differential and coordinated expression of defensins and cytokines by gingival epithelial cells and dendritic cells in response to oral bacteria. Yin L, et al. BMC Immunol, 2010 Jul 9. PMID 20618959. Human beta-defensin 2 and 3 and their mouse orthologs induce chemotaxis through interaction with CCR2. R?hrl J, et al. J Immunol, 2010 Jun 15. PMID 20483750. Genomic copy number determines functional expression of {beta}-defensin 2 in airway epithelial cells and associates with chronic obstructive pulmonary disease. Janssens W, et al. Am J Respir Crit Care Med, 2010 Jul 15. PMID 20378733. Bacteroides fragilis enterotoxin induces human beta-defensin-2 expression in intestinal epithelial cells via a mitogen-activated protein kinase/I kappaB kinase/NF-kappaB-dependent pathway. Yoon YM, et al. Infect Immun, 2010 May. PMID 20231411.