

DENR Antibody (monoclonal) (M01)**Mouse monoclonal antibody raised against a partial recombinant DENR.****Catalog # AT1754a****Specification**

DENR Antibody (monoclonal) (M01) - Product Information

Application	WB
Primary Accession	O43583
Other Accession	NM_003677
Reactivity	Human
Host	mouse
Clonality	Monoclonal
Isotype	IgG2a Kappa
Calculated MW	22092

DENR Antibody (monoclonal) (M01) - Additional Information**Gene ID** 8562**Other Names**

Density-regulated protein, DRP, Protein DRP1, Smooth muscle cell-associated protein 3, SMAP-3, DENR, DRP1

Target/Specificity

DENR (NP_003668, 1 a.a. ~ 81 a.a) partial recombinant protein with GST tag. MW of the GST tag alone is 26 KDa.

Dilution

WB~~1:500~1000

Format

Clear, colorless solution in phosphate buffered saline, pH 7.2 .

Storage

Store at -20°C or lower. Aliquot to avoid repeated freezing and thawing.

Precautions

DENR Antibody (monoclonal) (M01) is for research use only and not for use in diagnostic or therapeutic procedures.

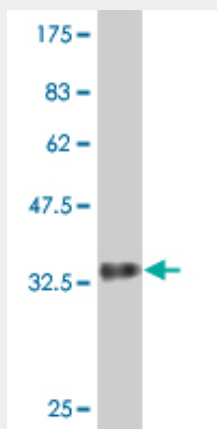
DENR Antibody (monoclonal) (M01) - Protocols

Provided below are standard protocols that you may find useful for product applications.

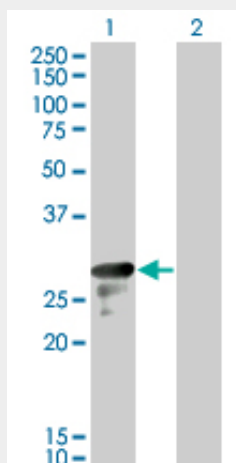
- [Western Blot](#)
- [Blocking Peptides](#)
- [Dot Blot](#)

- [Immunohistochemistry](#)
- [Immunofluorescence](#)
- [Immunoprecipitation](#)
- [Flow Cytometry](#)
- [Cell Culture](#)

DENR Antibody (monoclonal) (M01) - Images



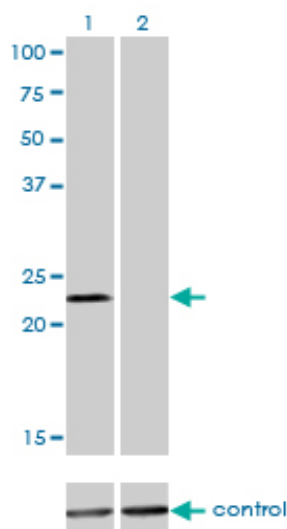
Antibody Reactive Against Recombinant Protein. Western Blot detection against Immunogen (34.65 kDa) .



Western Blot analysis of DENR expression in transfected 293T cell line by DENR monoclonal antibody (M01), clone 1H3.

Lane 1: DENR transfected lysate(22.092 kDa).

Lane 2: Non-transfected lysate.



Western blot analysis of DENR over-expressed 293 cell line, cotransfected with DENR Validated Chimera RNAi (Cat # AT1754a)

DENR Antibody (monoclonal) (M01) - Background

This gene encodes a protein whose expression was found to increase in cultured cells at high density but not during growth arrest. This gene was also shown to have increased expression in cells overexpressing HER-2/neu proto-oncogene. The protein contains an SUI1 domain. In budding yeast, SUI1 is a translation initiation factor that along with eIF-2 and the initiator tRNA-Met, directs the ribosome to the proper translation start site. Proteins similar to SUI have been found in mammals, insects, and plants.

DENR Antibody (monoclonal) (M01) - References

Post-transcriptional control of the MCT-1-associated protein DENR/DRP by RNA-binding protein AUF1. Mazan-Mamczarz K, et al. Cancer Genomics Proteomics, 2007 May-Jun. PMID 17878526. A novel mitochondrial ubiquitin ligase plays a critical role in mitochondrial dynamics. Yonashiro R, et al. EMBO J, 2006 Aug 9. PMID 16874301. A human protein-protein interaction network: a resource for annotating the proteome. Stelzl U, et al. Cell, 2005 Sep 23. PMID 16169070. The status, quality, and expansion of the NIH full-length cDNA project: the Mammalian Gene Collection (MGC). Gerhard DS, et al. Genome Res, 2004 Oct. PMID 15489334. Generation and initial analysis of more than 15,000 full-length human and mouse cDNA sequences. Strausberg RL, et al. Proc Natl Acad Sci U S A, 2002 Dec 24. PMID 12477932.