

## **EEA1 Antibody (monoclonal) (M03)**

Mouse monoclonal antibody raised against a partial recombinant EEA1.

Catalog # AT1854a

### **Specification**

---

#### **EEA1 Antibody (monoclonal) (M03) - Product Information**

Application	IF, WB, E
Primary Accession	<a href="#">Q15075</a>
Other Accession	<a href="#">NM_003566</a>
Reactivity	Human
Host	mouse
Clonality	Monoclonal
Isotype	IgG1 Kappa
Calculated MW	162466

#### **EEA1 Antibody (monoclonal) (M03) - Additional Information**

**Gene ID** 8411

##### **Other Names**

Early endosome antigen 1, Endosome-associated protein p162, Zinc finger FYVE domain-containing protein 2, EEA1, ZFYVE2

##### **Target/Specificity**

EEA1 (NP\_003557, 1312 a.a. ~ 1411 a.a) partial recombinant protein with GST tag. MW of the GST tag alone is 26 KDa.

##### **Dilution**

WB~~1:500~1000

##### **Format**

Clear, colorless solution in phosphate buffered saline, pH 7.2 .

##### **Storage**

Store at -20°C or lower. Aliquot to avoid repeated freezing and thawing.

##### **Precautions**

EEA1 Antibody (monoclonal) (M03) is for research use only and not for use in diagnostic or therapeutic procedures.

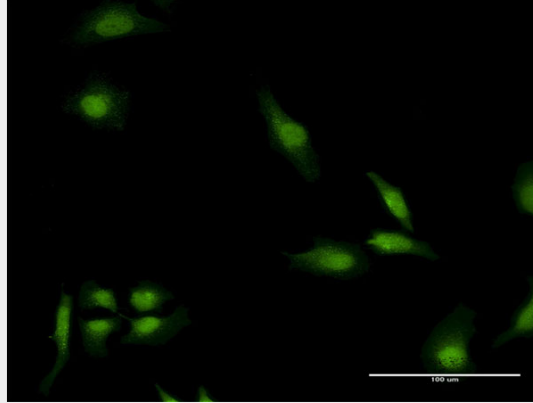
#### **EEA1 Antibody (monoclonal) (M03) - Protocols**

Provided below are standard protocols that you may find useful for product applications.

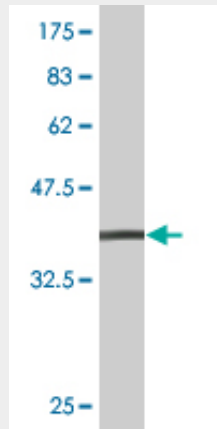
- [Western Blot](#)
- [Blocking Peptides](#)
- [Dot Blot](#)

- [Immunohistochemistry](#)
- [Immunofluorescence](#)
- [Immunoprecipitation](#)
- [Flow Cytometry](#)
- [Cell Culture](#)

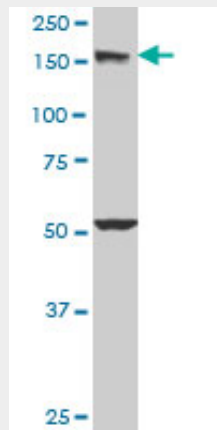
### EEA1 Antibody (monoclonal) (M03) - Images



Immunofluorescence of monoclonal antibody to EEA1 on HeLa cell . [antibody concentration 10 ug/ml]

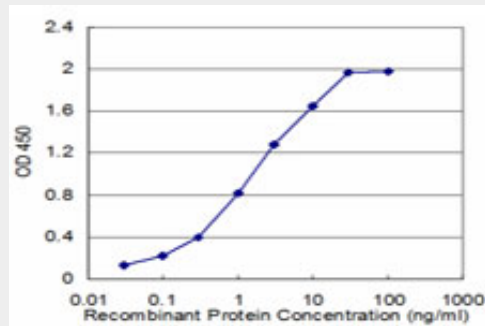


Antibody Reactive Against Recombinant Protein. Western Blot detection against Immunogen (36.74 KDa) .



EEA1 monoclonal antibody (M03), clone 2G2. Western Blot analysis of EEA1 expression in A-431 (

(Cat # AT1854a )



Detection limit for recombinant GST tagged EEA1 is approximately 0.03ng/ml as a capture antibody.

### **EEA1 Antibody (monoclonal) (M03) - References**

1.Flipping the Switch on Clathrin-Mediated Endocytosis using Thermally Responsive Protein Microdomains.Pastuszka MK, Okamoto CT, Hamm-Alvarez SF, Andrew MacKay J.Adv. Funct. Mater.. doi: 10.1002/adfm.201400715