

FABP4 Antibody (monoclonal) (M06)**Mouse monoclonal antibody raised against a full length recombinant FABP4.****Catalog # AT1987a****Specification**

FABP4 Antibody (monoclonal) (M06) - Product Information

Application	WB, E
Primary Accession	P15090
Other Accession	BC003672
Reactivity	Human
Host	Mouse
Clonality	Monoclonal
Isotype	IgG2a Kappa
Calculated MW	14719

FABP4 Antibody (monoclonal) (M06) - Additional Information**Gene ID** 2167**Other Names**

Fatty acid-binding protein, adipocyte, Adipocyte lipid-binding protein, ALBP, Adipocyte-type fatty acid-binding protein, A-FABP, AFABP, Fatty acid-binding protein 4, FABP4

Target/Specificity

FABP4 (AAH03672, 1 a.a. ~ 132 a.a) full-length recombinant protein with GST tag. MW of the GST tag alone is 26 KDa.

Dilution

WB~~1:500~1000

E~~N/A

Format

Clear, colorless solution in phosphate buffered saline, pH 7.2 .

Storage

Store at -20°C or lower. Aliquot to avoid repeated freezing and thawing.

Precautions

FABP4 Antibody (monoclonal) (M06) is for research use only and not for use in diagnostic or therapeutic procedures.

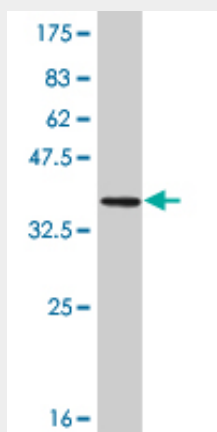
FABP4 Antibody (monoclonal) (M06) - Protocols

Provided below are standard protocols that you may find useful for product applications.

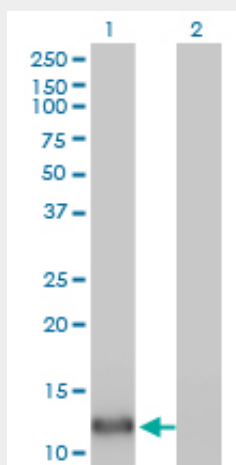
- [Western Blot](#)
- [Blocking Peptides](#)

- [Dot Blot](#)
- [Immunohistochemistry](#)
- [Immunofluorescence](#)
- [Immunoprecipitation](#)
- [Flow Cytometry](#)
- [Cell Culture](#)

FABP4 Antibody (monoclonal) (M06) - Images

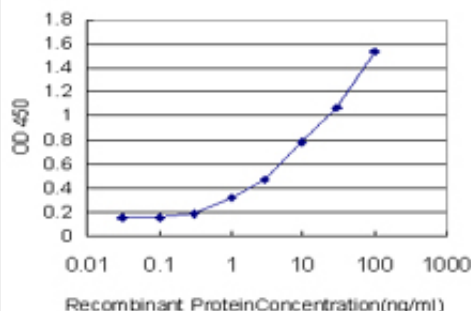


Antibody Reactive Against Recombinant Protein. Western Blot detection against Immunogen (40.26 kDa) .



Western Blot analysis of FABP4 expression in transfected 293T cell line by FABP4 monoclonal antibody (M06), clone 4G1.

Lane 1: FABP4 transfected lysate (14.7 kDa).
Lane 2: Non-transfected lysate.



Detection limit for recombinant GST tagged FABP4 is approximately 0.3ng/ml as a capture antibody.

FABP4 Antibody (monoclonal) (M06) - Background

FABP4 encodes the fatty acid binding protein found in adipocytes. Fatty acid binding proteins are a family of small, highly conserved, cytoplasmic proteins that bind long-chain fatty acids and other hydrophobic ligands. It is thought that FABPs roles include fatty acid uptake, transport, and metabolism.

FABP4 Antibody (monoclonal) (M06) - References

Variation at the NFATC2 Locus Increases the Risk of Thiazolinedinedione-Induced Edema in the Diabetes REduction Assessment with ramipril and rosiglitazone Medication (DREAM) Study. Bailey SD, et al. Diabetes Care, 2010 Jul 13. PMID 20628086. Soluble fibre (Plantago ovata husk) reduces plasma low-density lipoprotein (LDL) cholesterol, triglycerides, insulin, oxidised LDL and systolic blood pressure in hypercholesterolaemic patients: A randomised trial. Sol? R, et al. Atherosclerosis, 2010 Aug. PMID 20413122. FABP4 plasma levels are increased in familial combined hyperlipidemia. Cabr? A, et al. J Lipid Res, 2010 May. PMID 20388924. Circulating adipocyte fatty acid binding protein levels in healthy preterm infants: Positive correlation with weight gain and total-cholesterol levels. Sihanidou T, et al. Early Hum Dev, 2010 Apr. PMID 20231079. Fatty-acid binding protein 4 gene variants and childhood obesity: potential implications for insulin sensitivity and CRP levels. Khalyfa A, et al. Lipids Health Dis, 2010 Feb 15. PMID 20156355.