

FUSIP1 Antibody (monoclonal) (M07)**Mouse monoclonal antibody raised against a partial recombinant FUSIP1.****Catalog # AT2121a****Specification**

FUSIP1 Antibody (monoclonal) (M07) - Product Information

Application	WB, IF
Primary Accession	O75494
Other Accession	BC005039
Reactivity	Human
Host	mouse
Clonality	Monoclonal
Isotype	IgG1 Kappa
Calculated MW	31301

FUSIP1 Antibody (monoclonal) (M07) - Additional Information**Gene ID** 10772**Other Names**

Serine/arginine-rich splicing factor 10, 40 kDa SR-repressor protein, SRrp40, FUS-interacting serine-arginine-rich protein 1, Splicing factor SRp38, Splicing factor, arginine/serine-rich 13A, TLS-associated protein with Ser-Arg repeats, TASR, TLS-associated protein with SR repeats, TLS-associated serine-arginine protein, TLS-associated SR protein, SRSF10, FUSIP1, FUSIP2, SFRS13A, TASR

Target/Specificity

FUSIP1 (AAH05039, 1 a.a. ~ 100 a.a) partial recombinant protein with GST tag. MW of the GST tag alone is 26 KDa.

Dilution

WB~~1:500~1000

IF~~1:50~200

Format

Clear, colorless solution in phosphate buffered saline, pH 7.2 .

Storage

Store at -20°C or lower. Aliquot to avoid repeated freezing and thawing.

Precautions

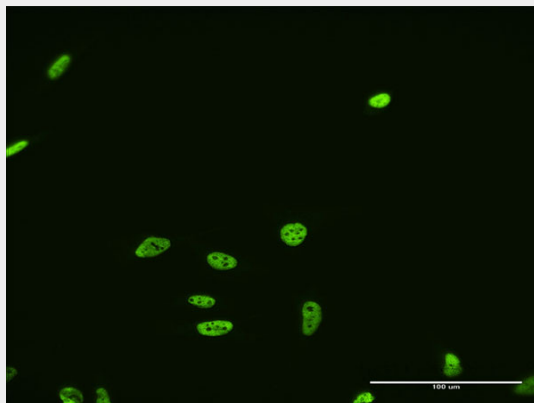
FUSIP1 Antibody (monoclonal) (M07) is for research use only and not for use in diagnostic or therapeutic procedures.

FUSIP1 Antibody (monoclonal) (M07) - Protocols

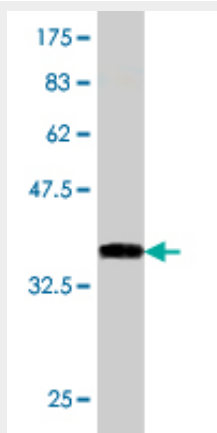
Provided below are standard protocols that you may find useful for product applications.

- [Western Blot](#)
- [Blocking Peptides](#)
- [Dot Blot](#)
- [Immunohistochemistry](#)
- [Immunofluorescence](#)
- [Immunoprecipitation](#)
- [Flow Cytometry](#)
- [Cell Culture](#)

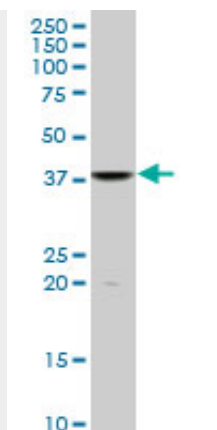
FUSIP1 Antibody (monoclonal) (M07) - Images



Immunofluorescence of monoclonal antibody to FUSIP1 on HeLa cell . [antibody concentration 10 ug/ml]



Antibody Reactive Against Recombinant Protein. Western Blot detection against Immunogen (36.74 KDa) .



FUSIP1 monoclonal antibody (M07), clone 1G11. Western Blot analysis of FUSIP1 expression in Jurkat (Cat # AT2121a)

FUSIP1 Antibody (monoclonal) (M07) - Background

This gene product is a member of the serine-arginine (SR) family of proteins, which is involved in constitutive and regulated RNA splicing. Members of this family are characterized by N-terminal RNP1 and RNP2 motifs, which are required for binding to RNA, and multiple C-terminal SR/RS repeats, which are important in mediating association with other cellular proteins. This protein can influence splice site selection of adenovirus E1A pre-mRNA. It interacts with the oncoprotein TLS, and abrogates the influence of TLS on E1A pre-mRNA splicing. This gene has multiple pseudogenes. Alternative splicing of this gene results in multiple transcript variants encoding different isoforms. In addition, transcript variants utilizing alternative polyA sites exist.

FUSIP1 Antibody (monoclonal) (M07) - References

A rational nomenclature for serine/arginine-rich protein splicing factors (SR proteins). Manley JL, et al. *Genes Dev*, 2010 Jun 1. PMID 20516191. A complex signaling pathway regulates SRp38 phosphorylation and pre-mRNA splicing in response to heat shock. Shi Y, et al. *Mol Cell*, 2007 Oct 12. PMID 17936706. Unproductive splicing of SR genes associated with highly conserved and ultraconserved DNA elements. Lareau LF, et al. *Nature*, 2007 Apr 19. PMID 17361132. Large-scale mapping of human protein-protein interactions by mass spectrometry. Ewing RM, et al. *Mol Syst Biol*, 2007. PMID 17353931. Global, in vivo, and site-specific phosphorylation dynamics in signaling networks. Olsen JV, et al. *Cell*, 2006 Nov 3. PMID 17081983.