

**GATA3 Antibody (monoclonal) (M09)**

Mouse monoclonal antibody raised against a partial recombinant GATA3.

Catalog # AT2163a

**Specification**

---

**GATA3 Antibody (monoclonal) (M09) - Product Information**

|                   |                              |
|-------------------|------------------------------|
| Application       | WB, E                        |
| Primary Accession | <a href="#">P23771</a>       |
| Other Accession   | <a href="#">NM_001002295</a> |
| Reactivity        | Human                        |
| Host              | mouse                        |
| Clonality         | Monoclonal                   |
| Isotype           | IgG1 Kappa                   |
| Calculated MW     | 47916                        |

**GATA3 Antibody (monoclonal) (M09) - Additional Information****Gene ID** 2625**Other Names**

Trans-acting T-cell-specific transcription factor GATA-3, GATA-binding factor 3, GATA3

**Target/Specificity**

GATA3 (NP\_001002295.1, 103 a.a. ~ 200 a.a) partial recombinant protein with GST tag. MW of the GST tag alone is 26 KDa.

**Dilution**

WB~~1:500~1000

E~~N/A

**Format**

Clear, colorless solution in phosphate buffered saline, pH 7.2 .

**Storage**

Store at -20°C or lower. Aliquot to avoid repeated freezing and thawing.

**Precautions**

GATA3 Antibody (monoclonal) (M09) is for research use only and not for use in diagnostic or therapeutic procedures.

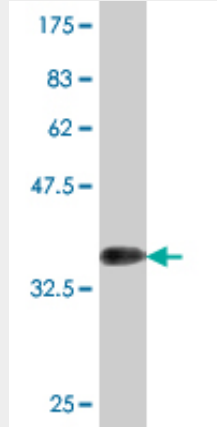
**GATA3 Antibody (monoclonal) (M09) - Protocols**

Provided below are standard protocols that you may find useful for product applications.

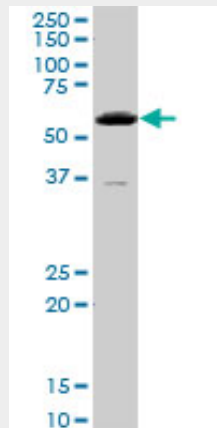
- [Western Blot](#)
- [Blocking Peptides](#)
- [Dot Blot](#)

- [Immunohistochemistry](#)
- [Immunofluorescence](#)
- [Immunoprecipitation](#)
- [Flow Cytometry](#)
- [Cell Culture](#)

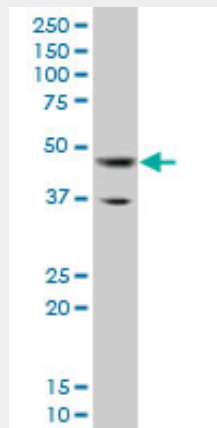
### GATA3 Antibody (monoclonal) (M09) - Images



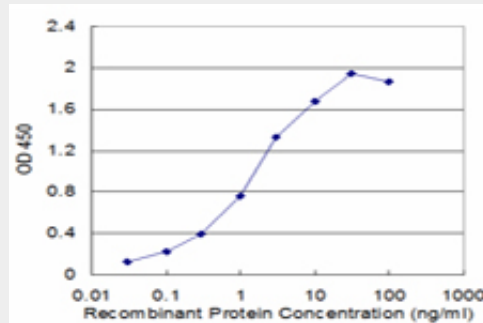
Antibody Reactive Against Recombinant Protein. Western Blot detection against Immunogen (36.52 KDa) .



GATA3 monoclonal antibody (M09), clone 3A4. Western Blot analysis of GATA3 expression in HeLa S3 NE ( (Cat # AT2163a )



GATA3 monoclonal antibody (M09), clone 3A4. Western Blot analysis of GATA3 expression in Jurkat (Cat # AT2163a)



Detection limit for recombinant GST tagged GATA3 is approximately 0.03ng/ml as a capture antibody.

### **GATA3 Antibody (monoclonal) (M09) - Background**

This gene encodes a protein which belongs to the GATA family of transcription factors. The protein contains two GATA-type zinc fingers and is an important regulator of T-cell development and plays an important role in endothelial cell biology. Defects in this gene are the cause of hypoparathyroidism with sensorineural deafness and renal dysplasia.

### **GATA3 Antibody (monoclonal) (M09) - References**

Interleukin-9 polymorphism in infants with respiratory syncytial virus infection: an opposite effect in boys and girls. Schuurhof A, et al. *Pediatr Pulmonol*, 2010 Jun. PMID 20503287. GATA3 siRNA inhibits the binding of NFAT1 to interleukin-13 promoter in human T cells. Yao X, et al. *Chin Med J (Engl)*, 2010 Mar 20. PMID 20368097. New genetic associations detected in a host response study to hepatitis B vaccine. Davila S, et al. *Genes Immun*, 2010 Apr. PMID 20237496. Lck mediates Th2 differentiation through effects on T-bet and GATA-3. Kemp KL, et al. *J Immunol*, 2010 Apr 15. PMID 20237292. GATA3 inhibits breast cancer metastasis through the reversal of epithelial-mesenchymal transition. Yan W, et al. *J Biol Chem*, 2010 Apr 30. PMID 20189993.